

# BCA-EJ

## Soft Computing



**School of Computer Science & IT**  
**Uttarakhand Open University,**  
**Haridwari**

## **Uttarakhand Open University**

Behind Transport Nagar, Vishwavidyalaya Marg,  
Haldwani (Nainital) 263139 Uttarakhand

**Toll Free : 1800 180 4025 (10 AM to 5 PM) | (Mon to Sat)**

**Operator : 05946-286000**

**Admissions : 05946286002**

**Book Distribution Unit : 05946-286001**

**Exam Section : 05946-286022**

**Website : <http://uou.ac.in>**

## Contents

<b>Unit-1 Introduction to Soft Computing .....</b>	<b>6</b>
<i>1.0 Learning Objectives .....</i>	<i>6</i>
<i>1.1 Introduction to Soft Computing .....</i>	<i>7</i>
<i>1.2 Key Characteristics of Soft Computing .....</i>	<i>8</i>
<i>1.3 Components of Soft Computing .....</i>	<i>8</i>
<i>1.4 Differences Between Hard Computing and Soft Computing .....</i>	<i>9</i>
<i>1.5 Evolution and Necessity of Soft Computing .....</i>	<i>10</i>
<i>1.6 Necessity in Modern Systems .....</i>	<i>11</i>
<i>1.7 Applications of Soft Computing .....</i>	<i>11</i>
<i>1.8 Check Your Progress .....</i>	<i>15</i>
<i>1.9 Model Questions .....</i>	<i>15</i>
<b>Unit 2 Types of Soft Computing Techniques .....</b>	<b>16</b>
<i>2.0 Learning Objectives .....</i>	<i>16</i>
<i>2.1 Types of Soft Computing Techniques .....</i>	<i>17</i>
<i>2.2 Fuzzy Computing .....</i>	<i>17</i>
<i>2.3 Neural Networks .....</i>	<i>21</i>
<i>2.4 Genetic Algorithms .....</i>	<i>25</i>
<i>2.5 Associative Memory .....</i>	<i>29</i>
<i>2.6 Adaptive Resonance Theory (ART) .....</i>	<i>33</i>
<i>2.7 Classification .....</i>	<i>38</i>
<i>2.8 Clustering .....</i>	<i>42</i>
<i>2.9 Probabilistic Reasoning .....</i>	<i>47</i>
<i>2.10 Bayesian Networks .....</i>	<i>51</i>
<i>2.11 Check Your Progress .....</i>	<i>57</i>
<i>2.12 Model Questions .....</i>	<i>57</i>
<i>2.13 Bibliography, References and Further Reading .....</i>	<i>57</i>
<b>Unit 3 INTRODUCTION TO ARTIFICIAL NEURAL NETWORK &amp; SUPERVISED LEARNING NETWORK I .....</b>	<b>59</b>
<i>3.0 Learning Objectives .....</i>	<i>60</i>
<i>3.1 Artificial Neural Networks (ANNs) .....</i>	<i>60</i>

3.1.1	Biological Inspiration.....	60
3.1.2	Basic Structure of ANNs.....	61
3.1.3	Artificial Neurons and Computation .....	61
3.1.4	Activation Functions.....	61
3.1.5	Training Artificial Neural Networks .....	62
3.1.6	Types of Neural Networks .....	63
3.1.7	Applications of Artificial Neural Networks .....	63
3.1.8	Advantages of ANNs .....	64
3.1.9	Limitations of ANNs .....	64
3.1.10	Regularization and Optimization Techniques .....	64
3.2	<i>Types of Learning in ANNs</i> .....	65
3.2.1	Supervised Learning.....	65
3.2.2	Unsupervised Learning .....	65
3.2.3	Reinforcement Learning .....	66
3.2.4	Key Concepts in Learning.....	66
3.2.5	Learning Rules in ANNs.....	67
3.2.6	Generalization, Overfitting, and Underfitting .....	67
3.2.8	Real-World Applications of ANN Learning.....	67
3.3	<i>McCulloch-Pitts Neuron (MP Neuron Model)</i> .....	68
3.4	<i>Concept of Linear Separability</i> .....	68
3.5	<i>Hebb Network</i> .....	69
3.6	<i>Perceptron Network</i> .....	70
3.7	<i>Adaptive Linear Neuron (ADALINE)</i> .....	71
3.7.1	Training Algorithm (LMS Rule).....	72
3.7.2	Testing Algorithm.....	72
3.8	<i>Multiple Adaptive Linear Neuron (MADALINE)</i> .....	72
3.9	<i>Check Your Progress</i> .....	75
3.10	<i>Model Questions</i> .....	75
3.11	<i>References</i> .....	76
Unit 4	<b>Supervised Learning Network II And Associative Memory Network.....</b>	<b>77</b>
4.0	<i>Learning Objectives</i> .....	77
4.1	<i>Backpropagation Network</i> .....	78
4.2	<i>Radial Basis Function (RBF) Network</i> .....	79
4.3	<i>Time Delay Neural Network (TDNN)</i> .....	80
4.4	<i>Functional Link Network (FLN)</i> .....	80
4.5	<i>Tree Neural Network (TNN)</i> .....	81



4.6 Wavelet Neural Network (WNN) .....	82
4.7 Overview of Associative Memory .....	82
4.8 Training Algorithms for Pattern Association in Associative Memory Networks.....	84
4.8.1 Auto-Associative Memory Network .....	84
4.8.2 Hetero associative Memory Network .....	85
4.8.3 Bidirectional Associative Memory (BAM).....	85
4.8.4 Hopfield Networks .....	86
4.8.5 Iterative Associative Memory Network .....	87
4.8.6 Temporal Associative Memory Network.....	87
Check Your Progress .....	90
Model Questions.....	90
References and Further Readings.....	90
<b>Unit 5 Unsupervised Learning.....</b>	<b>92</b>
5.0 Learning Objectives .....	92
5.1 Introduction to Unsupervised learning .....	92
5.2 Fixed Weight Competitive Networks .....	93
5.3 Kohonen Self-Organizing Feature Maps (SOMs) .....	94
5.4 Learning Vector Quantization (LVQ).....	95
5.5 Counter propagation Networks .....	96
5.6 Adaptive Resonance Theory (ART) Networks .....	97
5.7 Check Your Progress .....	100
5.8 Model Questions.....	100
5.9 References and Further Readings.....	101
<b>Unit 6 Special Neural Networks.....</b>	<b>102</b>
6.0 Learning Objectives .....	102
6.1 Introduction to Special Neural Network .....	103
6.2 Simulated Annealing.....	103
6.3 Boltzmann Machine.....	103
6.4 Gaussian Machine .....	105
6.5 Cauchy Machine .....	105
6.6 Probabilistic Neural Network (PNN) .....	106
6.7 Cascade Correlation Network.....	107
6.8 Cognition Network .....	107

6.9 Neo-Cognition Network .....	108
6.10 Cellular Neural Network (CNN) .....	109
6.11 Optical Neural Network .....	110
6.12 Check Your Progress .....	112
6.13 Model Questions.....	112
6.14 References and Further Readings.....	113
<b>Unit 7 Fuzzy Logic and Set Theory .....</b>	<b>114</b>
7.0 Learning Objectives .....	114
7.1 Introduction to Fuzzy Logic .....	114
7.2 Classical Sets .....	115
7.3 Fuzzy Sets .....	115
7.4 Classical and Fuzzy Relations .....	116
7.5 Tolerance and Equivalence Relations .....	116
7.6 Non-Iterative Fuzzy Sets .....	117
7.7 Check Your Progress .....	119
7.8 Model Questions.....	119
7.9 References and Further Readings.....	120
<b>Unit 8 Membership Functions and Defuzzification .....</b>	<b>121</b>
8.0 Learning Objectives .....	122
8.1 Membership Function .....	122
8.2 Features of Membership Functions.....	122
8.3 Common Types of Membership Functions .....	123
8.4 Fuzzification.....	124
8.5 Methods of Membership Value Assignments .....	126
8.6 Defuzzification .....	127
8.7 Defuzzification Methods .....	128
8.7.1 Centroid Method (Center of Gravity) .....	128
8.7.2 Bisector Method .....	128
8.7.3 Mean of Maximum (MoM) .....	129
8.7.4 Smallest/Largest of Maximum (SoM/LoM) .....	129
8.7.5 Weighted Average Method.....	129
8.8 Fuzzy Arithmetic and Fuzzy Measures .....	129
8.9 Measures of Fuzziness .....	131

<b>8.10 Fuzzy Rule Base and Approximate Reasoning – In-Depth Explanation (Enhanced Version)</b>	<b>133</b>
8.10.1 Fuzzy Propositions	134
8.10.2 Formation of Rules	134
8.10.3 Decomposition of Rules	134
8.10.4 Aggregation of Fuzzy Rules	135
8.10.5 Fuzzy Reasoning	135
8.10.6 Fuzzy Inference Systems (FIS)	136
8.10.7 Fuzzy Logic Control (FLC) Systems	136
<b>8.11 Check Your Progress</b>	<b>141</b>
<b>8.12 Model Questions</b>	<b>141</b>
<b>8.13 References and Further Readings</b>	<b>142</b>
<b>Unit 9 Genetic Algorithm</b>	<b>143</b>
9.0 Learning Objectives	143
9.1 Introduction to Genetic Algorithms	143
9.1.1 Biological Background	144
9.1.2 Traditional Optimization and Search Techniques	144
9.1.3 Genetic Algorithm and Search Space	145
9.1.4 Genetic Algorithm vs. Traditional Algorithms	145
9.1.5 Basic Terminologies	146
9.1.6 Simple Genetic Algorithm (SGA)	146
9.1.7 General Genetic Algorithm (GGA)	146
9.1.8 Operators in Genetic Algorithm	147
9.2 Check Your Progress	150
9.3 Model Questions	150
<b>Unit 10 Differential Evolution Algorithm</b>	<b>151</b>
10.0 Learning objectives	151
10.1 Introduction to Differential Evolution	151
10.2 Hybrid Soft Computing Techniques	153
10.2.1 Neuro-Fuzzy Hybrid Systems	153
10.2.2 Genetic Neuro-Hybrid Systems	154
10.2.3 Genetic Fuzzy Hybrid Systems	154
10.2.4 Fuzzy Genetic Hybrid Systems	155
10.3 Advantages of Hybrid Soft Computing Techniques	156
10.4 Challenges of Hybrid Systems	156
10.5 Check Your Progress	159
10.6 Model Questions	159

## **Unit-1 Introduction to Soft Computing**

### **1.0 Learning Objectives**

#### **1.1 Introduction to Soft Computing**

#### **1.2 Key Characteristics of Soft Computing**

#### **1.3 Components of Soft Computing**

#### **1.4 Differences Between Hard Computing and Soft Computing**

#### **1.5 Evolution and Necessity of Soft Computing**

#### **1.6 Necessity in Modern Systems**

#### **1.7 Applications of Soft Computing**

#### **1.8 Check Your Progress**

#### **1.9 Model Questions**

---

### ***1.0 Learning Objectives***

---

This unit provides an introduction to the fundamentals of **Soft Computing**. The learning objectives of this unit include:

- Gaining an understanding of the **computational paradigm** of soft computing.
- Exploring the **differences between hard computing and soft computing**.
- Understanding the **evolution and necessity** of soft computing.
- Identifying various **applications** of soft computing.

---

## 1.1 Introduction to Soft Computing

---

In the modern era of computing and intelligent systems, solving complex real-world problems requires much more than conventional algorithms and deterministic logic. Traditional or “hard” computing methods, while powerful, rely heavily on crisp, binary logic—offering solutions that are either entirely true or entirely false, with little room for ambiguity or vagueness. However, the world we live in is inherently imprecise, uncertain, and dynamic. From human language and emotions to medical diagnoses and weather systems, real-life problems often involve degrees of uncertainty that cannot be handled effectively through rigid algorithms alone. This is where **soft computing** comes into play.

Soft computing is a multidisciplinary field of computer science that aims to model and exploit the human mind’s ability to make decisions in uncertain, imprecise, and non-linear environments. It is a branch of computational intelligence that embraces approximation, partial truth, and tolerance for imprecision to achieve robustness and tractability in solving complex problems. Unlike hard computing, which seeks exact solutions under strict constraints, soft computing focuses on finding “**good enough**” solutions that work well under real-world constraints.

The term “**soft computing**” was introduced by **Professor Lotfi A. Zadeh** in the early 1990s—the same scientist who developed the theory of fuzzy logic. According to Zadeh, soft computing is “not a replacement but a complement to traditional hard computing,” designed to handle problems that are not easily solved by conventional mathematical models. The foundational techniques in soft computing include **fuzzy logic**, **artificial neural networks (ANNs)**, **genetic algorithms (GAs)**, **evolutionary computation**, **probabilistic reasoning**, and **rough sets**. These methodologies are often combined in hybrid models to leverage their strengths for greater performance and flexibility.

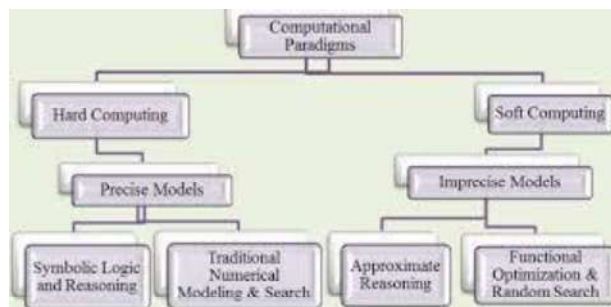


Figure 1.1: Computational Paradigms

At its core, soft computing is **bio-inspired**, drawing motivation from how living systems—especially the human brain—process information, adapt, and make decisions. For instance, the brain does not follow a rigid set of instructions when recognizing faces or understanding speech; it uses learned patterns, fuzzy rules, and experience-based heuristics. Similarly, soft computing systems do not demand perfect data or well-defined parameters—they **learn**, **generalize**, and **adapt** over time.

As the digital landscape evolves—with massive datasets, real-time demands, and the need for personalization—soft computing has become increasingly relevant. It plays a vital role in fields

such as **artificial intelligence (AI), machine learning, robotics, data mining, medical diagnostics, financial modeling, and natural language processing**. Soft computing underlies the intelligent behavior demonstrated by contemporary computing systems, ranging from smart assistants such as Alexa and Siri to sophisticated medical imaging technologies and automated trading platforms.

This paper explores the computational paradigm of soft computing in detail—examining how it differs from hard computing, tracing its historical evolution, and discussing its wide-ranging applications. By understanding the principles and significance of soft computing, one can appreciate how this flexible, adaptive approach is transforming the way we design intelligent systems that interact with the complexities of the real world.

---

## ***1.2 Key Characteristics of Soft Computing***

---

1. **Approximate Reasoning:** Instead of seeking an exact solution, soft computing techniques accept a solution that is “good enough” or satisfactory, especially in cases where exact solutions are either impossible or computationally expensive.
2. **Robustness and Fault Tolerance:** Soft computing methods are inherently more robust and fault-tolerant. They can continue functioning with incomplete, noisy, or vague data.
3. **Learning Capability:** A critical feature is the ability to learn from historical data and experiences. This is commonly seen in neural networks and machine learning systems.
4. **Hybrid Models:** Often, real-world soft computing solutions are built using a combination of multiple techniques (e.g., fuzzy logic + neural networks + genetic algorithms) to leverage the strengths of each.

---

## ***1.3 Components of Soft Computing***

---

Soft computing is not a single technique but a fusion of several complementary methodologies that collectively aim to mimic human decision-making and reasoning in uncertain environments. Each component of soft computing brings its own strengths to the table, and in many real-world applications, they are used in combination to solve complex problems more effectively. The major constituents of soft computing consist of **fuzzy logic, artificial neural networks, genetic algorithms, probabilistic reasoning, and other emerging techniques like rough sets and swarm intelligence**. These components are inspired by human cognition, evolutionary biology, and probabilistic thought processes, allowing machines to handle ambiguity, learn from experience, and optimize solutions in dynamic settings.

### **1. Fuzzy Logic (FL)**

Developed by Lotfi Zadeh in 1965, fuzzy logic extends classical Boolean logic to handle the

concept of partial truth. Instead of binary outcomes, fuzzy logic deals with degrees of truth. For example, instead of categorizing water as simply "hot" or "cold," fuzzy logic would allow values like "somewhat hot" or "moderately cold."

## 2. Artificial Neural Networks (ANNs)

Neural networks are computational systems modeled after the architecture and operations of the human brain. These systems consist of interconnected nodes (neurons) that process data through weighted connections. ANNs can learn from experience and improve over time through training.

## 3. Genetic Algorithms (GAs)

Based on the principles of natural selection and genetics, GAs are used for optimization problems. They work through mechanisms like selection, crossover (recombination), and mutation to evolve solutions to problems over successive generations.

## 4. Probabilistic Reasoning

Bayesian networks and probabilistic models allow systems to make informed decisions under uncertainty by evaluating the likelihood of various outcomes.

## 5. Rough Sets, Chaos Theory, and Swarm Intelligence

These emerging areas further support modeling systems that exhibit complex, unpredictable, or collective behavior—such as flocks of birds or swarms of insects.

---

### *1.4 Differences Between Hard Computing and Soft Computing*

---

Understanding the distinction between hard and soft computing is crucial for grasping the unique value of the soft computing paradigm.

Feature	Hard Computing	Soft Computing
Logic Type	Crisp logic (0 or 1)	Fuzzy logic (partial truths)
Precision Required	High precision	Tolerant of imprecision
Data Requirements	Clean and complete data	Handles noisy, incomplete data
Flexibility	Low; rigid rules	High; adapts to changing environments
Learning Ability	None or limited	High; capable of learning and adaptation
Fault Tolerance	Low	High
Example Tasks	Arithmetic operations, sorting algorithms	Voice recognition, pattern matching

Feature	Hard Computing	Soft Computing
<b>Design Approach</b>	Deterministic algorithms	Heuristic models and data-driven learning

#### Illustration: Temperature Control System

- **Hard Computing:** A thermostat switches ON if the temperature is below 18°C and OFF if above 22°C.
- **Soft Computing:** A fuzzy logic-based controller adjusts the fan speed and compressor action gradually based on degrees of temperature comfort, providing a more human-like response.

---

### *1.5 Evolution and Necessity of Soft Computing*

---

The 20th century saw the rapid development of computers and formal logic-based computing systems, which formed the basis of hard computing. These systems revolutionized business, industry, and science, but they showed limitations when faced with real-world complexity that couldn't be accurately modeled using crisp rules or binary logic.

Lotfi Zadeh, recognizing these limitations, introduced **Fuzzy Set Theory** in 1965, giving birth to fuzzy logic. His proposal opened a new pathway for solving problems with imprecise boundaries, mimicking the flexibility of human decision-making.

Over the years, various branches of artificial intelligence (AI) emerged, and soft computing matured as a powerful alternative, especially in areas where data is uncertain, incomplete, or noisy.

#### Evolution Timeline

- **1940s–1950s:** Development of the first digital computers and classical computing theories.
- **1965:** Lotfi Zadeh introduces fuzzy logic.
- **1970s:** Neural networks emerge; however, due to limitations in computing power and theory, interest wanes.
- **1980s:** Genetic algorithms and fuzzy logic gain traction; ANN research re-emerges due to improved hardware.
- **1990s:** Zadeh coins the term **soft computing** to refer to systems tolerant of uncertainty and imprecision.
- **2000s–Present:** Soft computing integrates with AI and machine learning, becoming central to data-driven decision-making.



---

## ***1.6 Necessity in Modern Systems***

---

In the era of big data, IoT, and autonomous systems, the need for flexible, adaptive, and intelligent computational models has never been greater. Hard computing simply cannot handle the diversity, volume, and variability of modern datasets.

Soft computing becomes necessary when:

- Problems are too complex for mathematical modeling.
- Solutions must adapt to new and evolving data.
- Decision-making involves uncertainty and ambiguity.
- User interaction is based on natural language, vision, or audio signals.

---

## ***1.7 Applications of Soft Computing***

---

In today's fast-paced, data-driven world, the demand for intelligent systems that can operate under uncertainty, adapt to changes, and make human-like decisions has never been greater. Soft computing, with its flexible and tolerance-based approach, has emerged as a crucial enabler of such systems. Unlike traditional algorithms that demand precise input and deterministic logic, soft computing thrives in environments where information is noisy, incomplete, or vague—conditions that are common in most real-world scenarios. As a result, it is now a key component of countless modern technologies, seamlessly blending computational intelligence with practical utility.

From artificial intelligence and healthcare to finance, education, and even agriculture, soft computing methods like fuzzy logic, neural networks, and genetic algorithms are helping machines "think" more like humans. These tools are used to detect patterns, make predictions, optimize decisions, and provide adaptive control in complex systems. Whether it's a self-driving car navigating traffic, a smartphone adjusting to user behavior, or a medical system predicting disease risks, soft computing is the hidden engine powering such intelligent capabilities.

The following section highlights several prominent domains where soft computing is being applied successfully, demonstrating its versatility and transformative impact across a wide range of industries and services.

### **1. Artificial Intelligence and Machine Learning**

Soft computing forms the backbone of intelligent systems. Examples include:

- **Voice recognition systems** like Google Assistant or Siri.
- **Language translation apps** that adjust based on context.
- **AI-based search engines** that learn user preferences.

### **2. Medical Diagnosis and Health Monitoring**

Medical data is often ambiguous, incomplete, and varies across patients. Soft computing helps in:

- **Diagnostic systems** using fuzzy rules to interpret symptoms.
- **MRI/CT scan analysis** through neural networks to identify abnormalities.
- **Prediction of diseases** like diabetes or cancer based on probabilistic models.

Example: A fuzzy expert system for diabetes management might evaluate glucose levels, patient history, and lifestyle to provide personalized advice.

### 3. Industrial Automation and Control

In industries, soft computing ensures intelligent control, fault detection, and predictive maintenance:

- **Robotic arms** with fuzzy control adjust grip pressure based on object weight and fragility.
- **Fault diagnosis** systems detect anomalies in turbines, engines, and production lines using ANN.

### 4. Financial Systems

Finance and banking heavily use soft computing for predictive analytics:

- **Credit risk modeling** with neural networks.
- **Fraud detection** through anomaly recognition.
- **Portfolio optimization** using genetic algorithms to minimize risk and maximize returns.

### 5. Environmental and Agricultural Systems

Managing unpredictable environmental variables makes soft computing ideal:

- **Weather forecasting** using neural networks trained on historical weather data.
- **Crop yield prediction** based on soil data, rainfall, and satellite imagery.
- **Precision farming** using fuzzy inference to decide irrigation schedules and fertilizer use.

### 6. Consumer Electronics

Smart devices use soft computing for adaptive behaviors:

- **Washing machines** use fuzzy logic to determine wash time and water level.
- **Air conditioners** adapt cooling intensity based on room temperature and humidity.
- **Smart speakers** use voice recognition powered by neural networks.

## 7. Transportation and Traffic Management

As smart cities grow, so does the role of soft computing:

- **Autonomous vehicles** use ANN for obstacle detection and path prediction.
- **Traffic control systems** use fuzzy rules to adjust signal timing based on flow density.
- **Route optimization** systems reduce travel time based on live traffic data.

## 8. Cybersecurity and Intrusion Detection

Security systems must respond to evolving threats:

- **Anomaly detection** systems use probabilistic models to flag unusual behavior.
- **Spam filtering** using neural networks trained on labeled datasets.
- **Biometric authentication** using fuzzy matching of fingerprints or facial data.

## 9. Education and E-Learning

Personalized learning experiences are powered by soft computing:

- **Intelligent tutoring systems** adjust content delivery based on student performance.
- **Automated grading systems** evaluate essays using fuzzy and neural techniques.
- **Learning analytics** detect at-risk students and suggest interventions.

## 10. Social Media and Recommendation Systems

Soft computing makes platforms smarter:

- **Recommendation engines** use ANN to suggest videos, products, or friends.
- **Content moderation systems** use fuzzy rules to detect inappropriate content.
- **Sentiment analysis** on posts and tweets to gauge public mood.

Soft computing has redefined the landscape of computational intelligence. With its flexible, adaptive, and human-like problem-solving approach, it has enabled systems to make decisions in the face of uncertainty, imprecision, and partial knowledge—traits common in real-life situations.

From healthcare and robotics to finance and education, soft computing empowers modern systems with the ability to learn, adapt, and evolve. As technology continues to integrate deeper into human life, the importance of soft computing will only grow—helping bridge the gap between artificial intelligence and human intelligence.

In contrast to the rigid, rule-based approach of hard computing, soft computing brings intuition, tolerance, and reasoning to computational processes. It does not aim to replace hard computing but rather to complement it, creating hybrid systems that are both precise and intelligent.

### Multiple Choice Questions

**1. What is the main difference between hard computing and soft computing?**

- A) Hard computing is stochastic, while soft computing is deterministic.
- B) Hard computing requires precise models, while soft computing tolerates imprecision and uncertainty.
- C) Soft computing is used only in AI, while hard computing is used in mathematics.
- D) Hard computing uses parallel computation, while soft computing uses sequential computation.

**2. Which of the following problems cannot be solved using hard computing?**

- A) Arithmetic calculations
- B) Coordinating and predictable mobile robots
- C) Statistical analysis
- D) Matrix multiplication

**3. Which of the following does NOT constitute a characteristic of soft computing?**

- A) It is inherently deterministic.
- B) It is capable of processing unclear and noisy data.
- C) It executes parallel processing.
- D) It yields approximate results.

**4. What is the primary goal of soft computing?**

- A) To achieve complete accuracy in computations
- B) To manipulate symbolic rules
- C) To exploit imprecision and uncertainty for robust solutions
- D) To replace conventional hard computing

**5. Identify the option that is NOT a core component of soft computing:**

- A) Fuzzy logic
- B) Neurocomputing
- C) Probabilistic reasoning
- D) Symbolic computation

**6. How does soft computing contribute to image processing and data compression?**

- A) By using only traditional mathematical models
- B) By employing neural networks and evolutionary algorithms for pattern recognition

- C) By ensuring only deterministic results
- D) By eliminating the need for classification in image processing

**7. Which soft computing technique is used in automotive systems for control mechanisms?**

- A) Genetic algorithms
- B) Artificial neural networks
- C) Fuzzy logic
- D) Evolutionary programming

---

### ***1.8 Check Your Progress***

---

- 1- Answer: B) Hard computing requires precise models, while soft computing tolerates imprecision and uncertainty.
- 2- Answer: B) Coordinating and predictable mobile robots
- 3- Answer: A) It is inherently deterministic.
- 4- Answer: C) To exploit imprecision and uncertainty for robust solutions
- 5- Answer: D) Symbolic computation
- 6- Answer: B) By employing neural networks and evolutionary algorithms for pattern recognition
- 7- Answer: C) Fuzzy logic

---

### ***1.9 Model Questions***

---

- 1. What is meant by a computational paradigm?
- 2. Differentiate between hard computing and soft computing.
- 3. Provide a brief overview of soft computing.
- 4. What are the fundamental principles that guide soft computing?
- 5. List any three real-world applications of soft computing.

---

### ***1.10 References and Further Reading***

---

- Bhattacharya, A. D. (2018). Artificial Intelligence and Soft Computing (3rd ed.). SPD.
- Sivanandam, S. N., & Deepa, S. N. (2019). Principles of Soft Computing (3rd ed.). Wiley.
- Jang, J. S. R., Sun, C. T., & Mizutani, E. (2004). Neuro-Fuzzy and Soft Computing. Prentice Hall of India.

## **Unit 2 Types of Soft Computing Techniques**

### **2.0 Learning Objectives**

### **2.1 Types of Soft Computing Techniques**

### **2.2 Fuzzy Computing**

### **2.3 Neural Networks**

### **2.4 Genetic Algorithms**

### **2.5 Associative Memory**

### **2.6 Adaptive Resonance Theory (ART)**

### **2.7 Classification**

### **2.8 Clustering**

### **2.9 Probabilistic Reasoning**

### **2.10 Bayesian Networks**

### **2.11 Check Your Progress**

### **2.12 Model Questions**

### **2.13 Bibliography, References and Further Reading**

---

### ***2.0 Learning Objectives***

---

The learning objectives of this unit are to learn about types of soft computing techniques like Fuzzy Computing, Neural Networks, Genetic Algorithms, Associative Memory, Adaptive Resonance Theory, Classification, Clustering, Probabilistic Reasoning, and Bayesian Networks.

---

## 2.1 Types of Soft Computing Techniques

---

The following are the various techniques of soft computing:

1. Fuzzy Computing
2. Neural Network
3. Genetic Algorithms
4. Associative memory
5. Adaptive Resonance Theory
6. Classification
7. Clustering
8. Probabilistic Reasoning
9. Bayesian Network

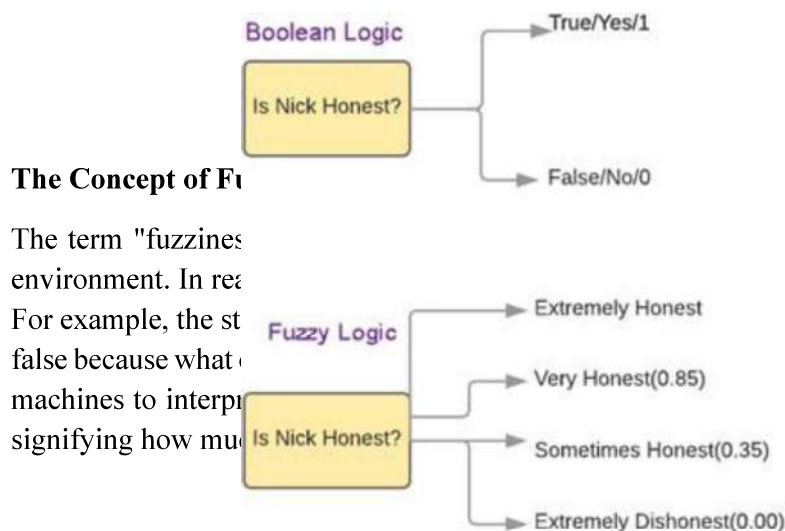
The following sections provide a concise overview of all of the aforementioned techniques.

---

## 2.2 Fuzzy Computing

---

Fuzzy computing is a branch of soft computing that addresses thinking that is imprecise rather than definitive and precise. In contrast to classical or "crisp" logic, which exclusively accepts binary true or false values (0 or 1), fuzzy computing accommodates varying degrees of truth between 0 and 1. This adaptability renders fuzzy logic a potent method for representing the uncertainty and ambiguity inherent in numerous real-world issues, particularly those involving human thinking and natural language processing. Developed initially by Lotfi A. Zadeh in 1965, fuzzy logic has since found widespread application in control systems, decision-making, pattern recognition, and artificial intelligence.



## Fuzzy Sets and Membership Functions

The foundation of fuzzy computing lies in fuzzy sets. A fuzzy set is a collection lacking a distinct, well-defined border. It can contain elements with only a partial degree of membership. Each element in a fuzzy set is associated with a membership function that assigns it a value between 1 and 0.

For instance, in a fuzzy set representing "tall people", someone who is 6 feet tall might have a membership value of 0.9, indicating a high degree of belonging to the "tall" category, whereas someone who is 5.5 feet tall might have a membership value of 0.4.

A membership function ( $\mu_A(x)$ ) is typically represented by curves such as triangular, trapezoidal, or Gaussian shapes. These methods tell the input space how to map each point to a membership value. Designing appropriate membership functions is crucial for the performance of fuzzy systems, as it directly influences the system's interpretability and effectiveness.

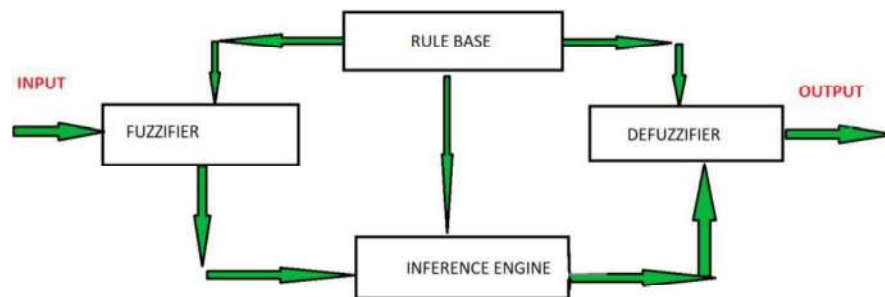


Fig 2.2: Architecture of Fuzzy Logic

## Fuzzy Logic and Reasoning

Fuzzy logic provides a way to draw conclusions from imprecise or incomplete information. It uses fuzzy rules to formulate knowledge in a way that mimics human reasoning. These rules are typically framed as "IF-THEN" statements, such as:

*IF temperature level is high THEN activate fan at full speed.*

The inference process in fuzzy systems generally involves three main steps:

1. **Fuzzification:** Applying membership functions to clear input values turns them into fuzzy values.
2. **Fuzzy Inference:** Applying fuzzy rules to map the input fuzzy values to output fuzzy values.
3. **Defuzzification:** Converting the output fuzzy values back into crisp values to perform real-world actions.



One of the most commonly used fuzzy inference techniques is the Mamdani method, which is intuitive and closely resembles human thinking. Another approach, the Sugeno method, is mathematically more convenient for certain types of applications, especially in control systems.

### **Fuzzy Rule Base and Knowledge Representation**

The heart of any fuzzy system is its rule base, which contains a collection of fuzzy IF-THEN rules derived from expert knowledge or empirical data. These rules allow systems to interpret inputs and determine the appropriate responses even when those inputs are vague or uncertain. For example:

- *IF the speed is high AND the distance is short THEN brake force is strong.*

Each rule involves linguistic variables (like "high", "short", "strong") that are defined using fuzzy sets and membership functions. This allows for more nuanced and context-aware decision-making than traditional binary logic systems.

### **Advantages of Fuzzy Computing**

Fuzzy computing offers several key benefits, especially in situations where information is incomplete, imprecise, or uncertain:

1. **Flexibility:** It allows systems to handle vague and ambiguous data effectively.
2. **Human-like Reasoning:** Fuzzy systems can emulate human decision-making processes, making them ideal for applications involving natural language and subjective judgment.
3. **Robustness:** Fuzzy logic systems can tolerate small changes in input without drastic changes in output, making them suitable for real-time and noisy environments.
4. **Simplicity:** The use of simple rules makes fuzzy systems easy to implement and understand, even for complex problems.

### **Limitations of Fuzzy Computing**

Despite its advantages, fuzzy computing also has certain limitations:

1. **Design Complexity:** Choosing appropriate membership functions and tuning the rule base must be challenging and time-consuming.
2. **Lack of Learning:** Traditional fuzzy systems do not learn or adapt unless combined with other techniques like neural networks or genetic algorithms.
3. **Scalability Issues:** The number of rules can grow exponentially with the number of inputs, making large-scale systems difficult to manage.

### **Applications of Fuzzy Computing**

Fuzzy computing has been successfully applied in a wide range of domains:

- **Control Systems:** Fuzzy controllers are widely used in consumer electronics like washing machines, air conditioners, and cameras. For example, a fuzzy logic-based air conditioner can adjust cooling based on imprecise inputs like "room is a bit warm".
- **Automotive Systems:** Modern vehicles use fuzzy logic for features such as automatic transmission control, anti-lock braking systems (ABS), and intelligent cruise control.
- **Industrial Automation:** Fuzzy control is used in process control systems for refining, manufacturing, and chemical plants where precise mathematical models may not exist.
- **Decision Support Systems:** Fuzzy logic is used in financial, medical, and business decision-making systems that require judgment under uncertainty.
- **Image Processing and Pattern Recognition:** In fields like computer vision, fuzzy logic helps in edge detection, segmentation, and noise reduction.
- **Robotics and AI:** Fuzzy reasoning allows robots to traverse intricate surroundings by analyzing ambiguous sensory data.

### **Fuzzy Computing vs. Traditional Computing**

Traditional computing systems are based on Boolean logic, which deals with binary true or false values. In contrast, fuzzy computing accepts the idea that reality is not always black and white. This fundamental difference leads to different approaches in system design and problem-solving.

For instance, in traditional logic, a sensor might report that "temperature is not high", leading to no action. In fuzzy logic, it might report that the temperature is "moderately high" with a membership value of 0.6, prompting a proportional response, such as setting the fan speed to medium.

Thus, fuzzy computing enhances the expressiveness and adaptability of systems, especially in domains where crisp boundaries are hard to define.

### **Integration with Another Soft Computing Techniques**

Fuzzy computing often works best when combined with other soft computing methods:

- **Fuzzy-Neural Systems (Neuro-Fuzzy):** Combines the learning ability of neural networks with the interpretability of fuzzy logic.
- **Fuzzy-Genetic Algorithms:** Uses genetic algorithms to optimize the membership functions and rule sets in fuzzy systems.
- **Fuzzy Logic and Expert Systems:** Fuzzy logic enhances expert systems by dealing with imprecise knowledge and improving decision-making.

Such hybrid models have proven highly effective in fields like adaptive control, data classification, medical diagnosis, and intelligent forecasting.

### **Future Trends and Research**

Ongoing research in fuzzy computing is focused on improving the interpretability, scalability, and learning capabilities of fuzzy systems. Some of the emerging trends include:

- **Explainable AI (XAI):** Fuzzy logic is being explored for its potential in building AI systems that are transparent and understandable.
- **Fuzzy Deep Learning:** Integrating fuzzy logic into deep neural networks to improve reasoning under uncertainty.
- **Edge Computing and IoT:** Lightweight fuzzy controllers are being designed for smart devices and edge computing environments.
- **Quantum Fuzzy Systems:** An emerging research area aiming to integrate fuzzy logic with quantum computing principles for even more powerful computation.

Fuzzy computing represents a powerful approach to modeling and reasoning under uncertainty. By allowing partial truths and approximations, it captures the complications of real-world environments far better than traditional logic-based systems. Its applications span a wide spectrum, from industrial automation and consumer electronics to artificial intelligence and decision support systems. Despite some challenges in design and scalability, the adaptability and human-centric reasoning offered by fuzzy computing make it an indispensable component of modern intelligent systems. As it continues to evolve and merge with other computational paradigms, fuzzy computing is set to play an increasingly significant role in the future of technology.

---

## ***2.3 Neural Networks***

---

Neural networks are a class of machine learning algorithms that draw inspiration from the structure and functions of the human brain. Layers of interconnected nodes, or "neurons," make up these networks and analyze and transmit data. Neural networks have gained significant popularity due to their ability to solve complex problems, including image recognition, natural language processing, and game playing. In contrast to conventional algorithms, neural networks possess the capability to autonomously discern patterns and characteristics from unprocessed input, eliminating the necessity for explicit programming or feature extraction.

Neural networks are created to simulate how humans process information, drawing inspiration from the brain's interconnected neurons that work in parallel to recognize patterns, make decisions, and adapt to new experiences. Neural networks' versatility is one of their main advantages, enabling them to address issues that more conventional methods might not be able to.

### **Neural Networks Basic Structure**

Neural networks consist of multiple layers, each containing several neurons. The basic components of a neural network include:

1. **Input Layer:** The first layer, which receives raw data or features from the external environment. Each node in this layer corresponds to a particular feature of the input data.

2. **Hidden Layers:** These layers execute computations on the inputs. The number of hidden layers and neurons in each layer can vary depending on the difficulty of the task. The more hidden layers and neurons, the deeper and more powerful the network becomes.
3. **Output Layer:** This layer creates the final result of the network, such as a classification label or a numerical prediction. Each neuron in this layer represents a possible outcome.
4. **Weights and Biases:** The strength of the connections between neurons in adjacent layers is determined by their weights. Biases are added to neurons to shift the output and allow the network to better fit the data.

### **How Neural Networks Learn: The Backpropagation Algorithm**

The process by which neural networks learn is called training, and it typically involves a technique known as **backpropagation**. Backpropagation is an optimization algorithm used to minimize the difference between the predicted output and the actual output by adjusting the weights of the network. The process works as follows:

1. **Forward Propagation:** In forward propagation, input data traverses the network sequentially through each layer to produce an output. An error or loss is computed by comparing the output to the actual label (or goal value).
2. **Error Calculation:** Usually, a loss function—such as mean squared error for regression or cross-entropy loss for classification—is used to compute the error. This error represents how far the network's prediction is from the actual value.
3. **Backward Propagation:** Backpropagation is used to propagate the error back through the network. The chain rule of calculus is used by the algorithm to calculate the gradient of the loss function with correspond to the weights. This allows the network to determine how much each weight and bias contributed to the error.
4. **Gradient Descent:** After calculating the gradients, the network adjusts the weights and biases using an optimization technique like gradient descent. Gradient descent aims to find the set of weights that minimizes the error by iteratively updating the weights in the direction of the negative gradient.

The network modifies its parameters over a number of iterations (or epochs) in order to reduce error and enhance prediction accuracy.

### **Types of Neural Networks**

Neural networks possess several topologies, each tailored for distinct tasks. The most prevalent categories comprise:

1. **Feedforward Neural Networks (FNN):** Unidirectional information flow from the input layer to the output layer is a defining feature of this most fundamental type of neural network. These networks are utilized for tasks like image classification, where a predicted output is intimately associated with the input data.

2. **Convolutional Neural Networks (CNN):** CNNs are specialized networks designed for image processing tasks, such as object recognition and image classification. They greatly reduce the requirement for manual feature engineering by automatically extracting features from images using convolutional layers.
3. **Recurrent Neural Networks (RNN):** The applications of recurrent neural networks (RNNs) that involve sequential data, including time series forecasting, speech recognition, and language modeling. In contrast to feedforward networks, recurrent neural networks (RNNs) possess self-referential connections, enabling them to retain a memory of prior inputs.
4. **Generative Adversarial Networks (GAN):** Generative Adversarial Networks (GANs) comprise two neural networks—the generator and the discriminator—that engage in competition. The generator produces synthetic data, whereas the discriminator endeavors to differentiate between authentic and synthetic data. Generative Adversarial Networks (GANs) are extensively utilized for the creation of realistic photos, movies, and various forms of synthetic data.

### Activation Functions in Neural Networks

These functions play a vital role in neural networks by introducing non-linearity into the model. In the absence of non-linearity, a neural network would function only as a linear model, regardless of the number of layers present. Frequently utilized activation functions comprise:

1. **Sigmoid:** The sigmoid function compresses input values into a range of 0 to 1, rendering it advantageous for binary classification problems. However, it suffers from the vanishing gradient issue, which could hinder learning.
2. **Tanh:** The tanh function is similar to sigmoid but maps input values to a range from -1 to 1. It is often preferred over sigmoid because it centers the data, leading to faster convergence during training.
3. **ReLU (Rectified Linear Unit):** ReLU is one of the most widely used activation functions. It outputs the input directly if it is positive and zero otherwise. ReLU is computationally efficient and helps mitigate the vanishing gradient problem.
4. **Softmax:** In the output layer of multi-class classification tasks, the softmax function is commonly used. It transforms raw output values into probabilities, guaranteeing that the total of all probabilities equals 1.

### Training Neural Networks: Challenges and Techniques

Training neural networks have different challenges that can affect the model's performance and efficiency:

1. **Overfitting:** Overfitting occurs when the model becomes too complex and starts memorizing the training data instead of learning general patterns. This leads to poor

performance on new, unseen data. Regularization methods like as L2 regularization, dropout, and early halting are employed to mitigate overfitting.

2. **Vanishing Gradient Problem:** In deep networks, gradients can become very small as they are propagated backward, making it difficult to update the weights in earlier layers. Methods such as batch normalization and the implementation of ReLU activation functions assist in alleviating this problem.
3. **Optimization:** Choosing the right optimization algorithm is essential for efficient training. While traditional gradient descent is simple, advanced algorithms like Adam and RMSprop often lead to faster convergence and better performance.
4. **Hyperparameter Tuning:** Neural networks have many hyperparameters, such as the number of layers and neurons, batch size, and learning rate. Adjusting these hyperparameters is essential for attaining optimal performance, however it frequently necessitates considerable experimentation.

### Applications of Neural Networks

Neural networks are extensively used across various fields, thanks to their ability to solve complex tasks. Some of the key applications include:

1. **Image Recognition and Computer Vision:** CNNs are used to automatically detect objects, faces, and scenes in images, with applications in security, healthcare, and autonomous vehicles.
2. **Natural Language Processing (NLP):** RNNs and transformers are used for tasks like language translation, sentiment analysis, and text generation.
3. **Speech Recognition:** Neural networks are utilized in speech recognition systems, enabling voice assistants like Siri and Google Assistant to understand and respond to spoken language.
4. **Healthcare:** Neural networks are employed in medical imaging, drug discovery, and disease prediction. They help detect anomalies like tumors in X-rays or predict patient outcomes based on medical records.
5. **Autonomous Systems:** These networks are crucial in the development of autonomous vehicles and drones, where they process sensor data to make real-time decisions.

Neural networks have transformed the field of artificial intelligence by enabling machines to learn from data, recognize patterns, and make decisions in ways that were previously unimaginable. By mimicking the human brain, neural networks have proven highly effective in solving complex problems, particularly in areas like image recognition, natural language processing, and healthcare. However, training these networks involves challenges such as overfitting, vanishing gradients, and the need for careful hyperparameter tuning. With continued advancements in deep learning and neural network architectures, the potential applications of neural networks are vast and continually expanding.

---

## 2.4 Genetic Algorithms

---

Genetic Algorithms (GAs) are a subset of evolutionary algorithms, which are inspired by the process of natural selection. These algorithms mimic the principles of biological evolution to solve optimization and search problems. Genetic algorithms use a population of potential solutions to a problem, evolve this population over generations through selection, crossover, and mutation, and gradually improve the solutions until an optimal or near-optimal solution is found.

When it comes to complex problems that conventional optimization techniques would find difficult to solve, genetic algorithms are especially helpful. They are frequently used in scenarios where gradient-based approaches find it difficult to navigate a large solution space. Problems such as scheduling, feature selection, and game strategy optimization benefit from the robustness and flexibility of GAs.

### The Structure of Genetic Algorithms

The genetic algorithm evolves a population of potential solutions over several generations through an iterative process. The primary elements of a genetic algorithm consist of:

1. **Population:** The population contains a set of candidate solutions, often represented as chromosomes. There is a potential solution to the issue in every member of the population. The algorithm's diversity of solutions is determined by the population's size.
2. **Chromosomes:** A possible remedy is represented by a chromosome, which is a collection of genes. Depending on the issue being resolved, the portrayal may change. for example, in a traveling salesman problem, the chromosome might represent a sequence of cities to visit.
3. **Fitness Function:** The fitness function evaluates the quality of a solution by assigning a fitness score to each individual in the population. The goal is to maximize (or minimize) the fitness function, which corresponds to finding the optimal solution.
4. **Selection:** Selection determines which individuals in the population will reproduce and pass their genes on to the next generation. It is typically based on the fitness score, where individuals with higher fitness have a greater chance of being selected. Common selection methods include roulette wheel selection and tournament selection.
5. **Crossover (Recombination):** The process of crossover combines two parent solutions to produce offspring. It simulates the biological process of reproduction, where traits from both parents are inherited by the offspring. The offspring's genes are derived from the parent chromosomes, and crossover introduces range into the population.
6. **Mutation:** A mutation adds tiny, haphazard alterations to a chromosome's genes. Whereas mutation adds additional genetic material to the population, crossover blends DNA from two parents. This stage improves solution space exploration and makes sure the algorithm doesn't become trapped in local optima.

### How Genetic Algorithms Work: The Evolutionary Process

Genetic algorithms work through a cycle of generations, each building on the success of the previous generation. The main steps of a genetic algorithm are:

1. **Initialization:** The algorithm begins by creating a random population of potential solutions. Every member of the population is encoded as a chromosome, which, depending on the issue area, is usually represented as a string of real numbers, binary values, or other data types.
2. **Evaluation:** The fitness of every individual is calculated using the fitness function. The higher the fitness score, the better the individual solution is considered.
3. **Selection:** A selection mechanism is applied to choose individuals for reproduction. Higher fitness individuals have a major chance of being selected, but a small chance of selection is also given to lower fitness individuals to maintain genetic diversity.
4. **Crossover:** Selected individuals undergo crossover to create offspring. During crossover, parts of two parent chromosomes are combined to produce one or more offspring. This process is intended to combine the strengths of both parents and generate better solutions.
5. **Mutation:** After crossover, a mutation process is applied to the offspring to introduce variability. Mutation ensures that the population does not converge prematurely and permits the algorithm to discover a broader solution space.
6. **Replacement:** The process then repeats for a number of generations or until a stopping requirement is satisfied, like attaining a specific fitness threshold or reaching a maximum number of generations, after the progeny have supplanted the previous population.

Through repeated iterations, the population develops, and the solutions improve over time, ultimately converging toward the optimal or near-optimal solution.

### Key Operators in Genetic Algorithms

These are driven by three key operators: selection, crossover, and mutation. Each of these operators serves a specific purpose in the evolutionary process:

1. **Selection:**
  - Selection ensures that individuals with better fitness have a greater chance of reproducing, guiding the algorithm toward promising solutions. Common selection methods include:
    - **Roulette Wheel Selection:** Individuals are selected based on their fitness proportionally. The higher the fitness, the larger the selection probability.
    - **Tournament Selection:** The most fit individual among a group of randomly selected individuals is picked to procreate.



## 2. Crossover (Recombination):

- Crossover combines two parent solutions to create offspring. The types of crossover methods can vary:
  - **Single-Point Crossover:** A crossover point is selected at random, and the genes from both parents are swapped at this point.
  - **Multi-Point Crossover:** In order to accommodate more intricate combinations of parental genes, multiple crossover locations are selected.
  - **Uniform Crossover:** Each gene from the parent chromosomes is randomly assigned to the offspring.

## 3. Mutation:

- The algorithm can explore new areas of the solution space thanks to mutation, which causes random changes to a chromosome. It prevents premature convergence by introducing genetic diversity. Mutation rates are typically kept low to avoid disruptive effects.

## Advantages of Genetic Algorithms

Genetic algorithms are an effective optimization method because of their many important benefits:

1. **Global Search:** GAs are capable of searching large and complex solution spaces, making them ideal for problems where the solution is not well-defined or too large for exhaustive search methods.
2. **Adaptability:** Genetic algorithms can adjust to changing environments. The population evolves over time, and the algorithm can adjust to new or unknown constraints.
3. **Robustness:** Compared to more conventional optimization methods, GAs are less prone to become trapped in local optima. GAs can better explore the solution space by introducing mutation and keeping a diverse population.
4. **Parallelism:** Genetic algorithms can naturally be implemented in parallel, allowing them to solve problems faster by exploring multiple solutions simultaneously.
5. **Flexibility:** It can be applied to a variety of problems, from simple optimization to complex real-world applications like scheduling, feature selection, and even game-playing strategies.

## Challenges and Limitations of Genetic Algorithms

While genetic algorithms offer many advantages, they also have some limitations:

1. **Computational Complexity:** GAs can be computationally costly, especially for large populations or when the problem requires many generations to converge. The time complexity can be high due to the iterative nature of the algorithm.
2. **Premature Convergence:** If the population becomes too similar too early in the process, the algorithm may get stuck in a local optimum, failing to explore other potentially better solutions. This can be mitigated by adjusting mutation rates or using techniques like crowding or fitness sharing.
3. **Parameter Tuning:** The size of the population, the rate of mutation, and the rate of crossover all affect how well genetic algorithms perform. Adjusting these settings might be difficult and may call for either experimentation or subject knowledge.
4. **No Guarantee of Optimality:** While genetic algorithms are effective at finding good solutions, they do not guarantee finding the global optimum. The quality of the output depends on factors like population diversity and the efficiency of the crossover and mutation processes.

### Applications of Genetic Algorithms

Genetic algorithms are used in a wide range of fields due to their flexibility and ability to solve complex problems. Some common applications include:

1. **Optimization Problems:** GAs are widely used in optimization tasks where the goal is to maximize or minimize a certain objective function, such as in the traveling salesman problem, production scheduling, and resource allocation.
2. **Machine Learning:** GAs are applied to optimize hyperparameters in machine learning models, which select the best neural network architecture or feature selection in classification tasks.
3. **Evolutionary Robotics:** GAs are employed in the design and control of robotic systems, allowing robots to evolve strategies for navigating environments, avoiding obstacles, and performing tasks.
4. **Game Theory and Strategy:** Genetic algorithms are applied to game theory and strategic decision-making, helping develop optimal strategies for games like chess, poker, and competitive simulations.
5. **Bioinformatics:** GAs are used to solve problems in bioinformatics, such as protein structure prediction, gene sequence alignment, and evolutionary biology studies.

A strong and adaptable approach for resolving challenging optimization issues is the genetic algorithm. GAs may search large solution spaces and offer efficient solutions to issues that might be beyond the scope of conventional optimization techniques by simulating the natural selection process. Despite their computational complexity and the need for careful parameter tuning, GAs have proven invaluable in fields ranging from machine learning to bioinformatics. As advancements in computation continue, the applicability and effectiveness of genetic algorithms are likely to expand even further.

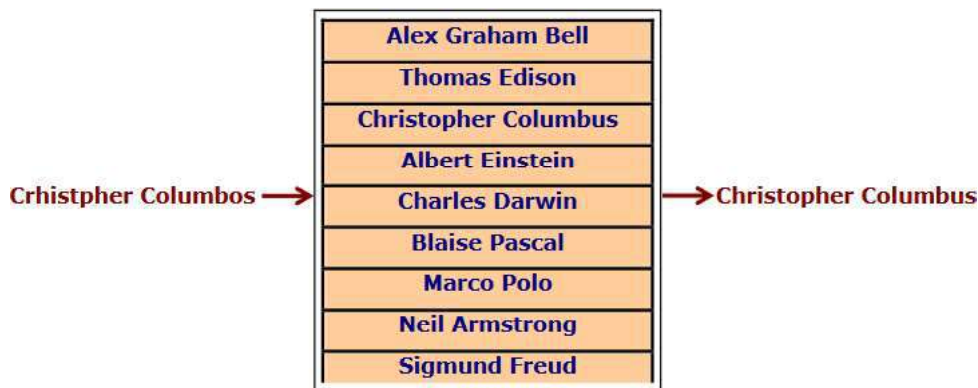
---

## 2.5 Associative Memory

---

Associative memory, often referred to as content-addressable memory, is a kind of memory system that allows data to be retrieved based on its content rather than its address. This contrasts with traditional memory systems, where data is accessed by its specific location (address). The main principle behind associative memory is that it uses input patterns to retrieve stored information by comparing the content of the input with stored data, making it more similar to how human memory works.

Associative memory systems are inspired by the brain's ability to recall information based on partial or distorted cues. For example, when you recall a name from memory, you may remember just a few characteristics or pieces of the name, and your brain "associates" these



**Fig. A content-addressable memory, Input and Output**  
clues with the full name. Similarly, in associative memory, the system can retrieve complete information based on partial input.

### Types of Associative Memory

There are two major types of associative memory systems:

#### 1. Associative Memory in Neural Networks:

- In artificial neural networks, associative memory is a form of memory that uses input-output mappings and is trained to recall output based on partial or noisy inputs. These systems rely on the weights of the neural connections between neurons and often use Hebbian learning or other learning algorithms to store and retrieve data.

#### 2. Content-Addressable Memory (CAM):

- Content-addressable memory is a hardware-based approach to associative memory. It is typically used in hardware like computer processors or storage systems. CAM allows for faster data retrieval by using data as the key to access stored information, making it different from traditional random-access memory (RAM).

## How Associative Memory Works

Associative memory works by storing patterns of data in a way that permits them to be retrieved based on content rather than specific addresses. The process can be understood in terms of input patterns and output associations:

1. **Encoding Phase:** During the encoding phase, data is stored in the associative memory system. This data is typically represented as vectors (for example, binary vectors) and is stored in such a method that it can be retrieved later using a part of the data or a related pattern.
2. **Recall Phase:** When an incomplete or noisy input is presented to the system, associative memory uses similarity measures to compare the input to the stored patterns. The system retrieves the most similar stored pattern, even if the input is partial or noisy. This ability to "complete" missing information is a key feature of associative memory.
3. **Storage and Retrieval:** One of the most important aspects of associative memory is that the storage of data and retrieval of data is based on the content of the data itself. For example, a face recognition system uses associative memory to store patterns of facial features and can later retrieve the full image of a person's face based on partial features (e.g., an eye or nose).

## Types of Associative Memory Models

Associative memory can be realized through different models, each with its own set of features and capabilities. The two primary models of associative memory are:

1. **Hopfield Networks:**
  - Hopfield networks are a kind of recurrent neural network (RNN) that acts as an associative memory system. They are designed to store patterns as stable states. Hopfield networks are often used to demonstrate how a neural network can retrieve stored patterns based on noisy or incomplete inputs. These networks function on binary vectors and employ an energy function to achieve a stable pattern.
  - **Applications of Hopfield Networks:** Pattern recognition, error correction, and image reconstruction are typical use cases for Hopfield networks. For instance, a Hopfield network might be used to recognize partial or corrupted images by associating them with full, stored patterns.
2. **Bidirectional Associative Memory (BAM):**
  - Bidirectional Associative Memory is a more advanced form of associative memory that allows both inputs and outputs to be associated with one another. Unlike Hopfield networks, BAMs have two layers of neurons, with one layer representing inputs and the other representing outputs. Both layers are connected in a way that allows for bidirectional retrieval, meaning the system can retrieve output from an input or input from an output.

- **Applications of BAMs:** BAMs are particularly useful in pattern recognition systems where it is important to retrieve either the input or the output based on the other. They can be used in associative pattern matching, image classification, and automatic translation systems.

### **Key Features of Associative Memory**

Associative memory systems possess several distinct characteristics that make them useful in many applications:

#### **1. Content-Based Retrieval:**

- The most notable feature of associative memory is its ability to retrieve data based on its content rather than a specific address. This is especially useful when dealing with incomplete or noisy data, as the system can "fill in the gaps" and return the most appropriate stored pattern.

#### **2. Fault Tolerance:**

- Associative memory systems can handle noisy or partial input, making them robust to errors. This fault tolerance means that even if the data presented for retrieval is incomplete or corrupted, the system can still retrieve relevant information based on similarities.

#### **3. Parallel Processing:**

- Associative memory allows for parallel processing, meaning that multiple pieces of data can be retrieved or processed simultaneously. This feature makes associative memory systems well-suited for high-speed applications in fields such as image recognition, machine learning, and artificial intelligence.

#### **4. Self-Organizing:**

- In some implementations, such as neural networks, associative memory systems can "learn" by organizing themselves. This self-organization occurs as the system encounters new patterns and adjusts its memory structure accordingly.

### **Applications of Associative Memory**

Associative memory systems are widely used in both artificial intelligence and real-world applications. Some key areas where they are applied include:

#### **1. Pattern Recognition:**

- Associative memory is heavily used in pattern recognition tasks, such as face recognition, speech recognition, and handwritten character recognition. The ability to recall information based on partial or noisy input makes associative memory systems ideal for these applications.

#### **2. Error Correction:**

- In error correction, associative memory can retrieve the correct information even when some of the input data is corrupted or missing. This is particularly useful in communication systems and data storage systems, where it is common to encounter data corruption.

### **3. Image and Video Processing:**

- In image processing, associative memory is used to reconstruct images from incomplete or noisy data. This can be applied in areas such as medical imaging, where images may be partially obscured, or in satellite imaging, where only portions of the image are clear.

### **4. Information Retrieval:**

- In information retrieval systems, such as search engines or databases, associative memory allows for the retrieval of relevant information based on content similarity rather than exact matches. This can improve the flexibility and relevance of search results, especially in systems that deal with large volumes of unstructured data.

### **5. Artificial Neural Networks:**

- Associative memory plays a critical role in artificial neural networks, where it helps the system retrieve and classify patterns based on input data. These networks are used extensively in machine learning, deep learning, and reinforcement learning tasks.

## **Advantages of Associative Memory**

### **1. Improved Retrieval Speed:**

- Because associative memory retrieves data based on content rather than address, it is often faster than traditional memory systems, particularly in situations where data needs to be retrieved based on partial information.

### **2. Increased Fault Tolerance:**

- Associative memory systems can handle incomplete, noisy, or corrupted inputs and still provide relevant outputs. This makes them highly resilient to errors, making them ideal for real-world applications where data is often imperfect.

### **3. Parallel Processing:**

- The ability to process multiple pieces of data simultaneously allows associative memory to be used in high-speed applications, such as real-time image or speech processing.

### **4. Human-like Memory Mechanism:**

- Associative memory mimics the way human memory works, where partial or incomplete memories can be used to recall full information. This makes

associative memory a natural fit for tasks that involve complex pattern recognition and learning.

### **Challenges and Limitations of Associative Memory**

#### **1. Capacity Limitations:**

- One challenge with associative memory systems is that their capacity is often limited. As the number of stored patterns increases, the system may struggle to maintain high retrieval accuracy, especially if the patterns are very similar to each other.

#### **2. Complexity of Implementation:**

- Designing and implementing associative memory systems can be complex, particularly in neural network models where training and adjusting the network to store and retrieve patterns accurately can require significant computational resources.

#### **3. Sensitivity to Input:**

- While associative memory systems are fault-tolerant, they are also sensitive to the quality of the input data. If the input is too noisy or incomplete, the system may not be able to retrieve the correct information, especially in highly complex scenarios.

Associative memory systems are an essential component of many modern computational and artificial intelligence systems. They are particularly powerful in applications involving pattern recognition, error correction, and content-based retrieval. Whether in neural networks or hardware-based systems like CAM, associative memory systems provide efficient and fault-tolerant mechanisms for storing and retrieving data based on content. Although they have some limitations, such as capacity constraints and sensitivity to input quality, their advantages, including speed, fault tolerance, and parallelism, make them a valuable tool for solving complex real-world problems.

---

## ***2.6 Adaptive Resonance Theory (ART)***

---

Adaptive Resonance Theory (ART) is a cognitive architecture developed by Stephen Grossberg in the 1970s. ART is designed to model how the brain processes information, especially in terms of pattern recognition, learning, and memory. The main advantage of ART over other neural network models is its ability to perform **stable learning** while adapting to new data. This means that ART networks can learn new patterns without "forgetting" previously learned ones, a problem known as **catastrophic forgetting**.

The key concept in ART is the notion of **resonance**. In the context of ART, resonance refers to the process through which an input pattern is matched or recognized by an existing category in the memory. When a match (or resonance) is found between the input and a stored pattern, the network is said to have successfully recognized the input.

## Core Principles of ART

### 1. Stable Learning and Plasticity:

- One of the core principles of ART is that it allows for stable learning, meaning that new information can be learned without disturbing previously learned knowledge. This is a significant advantage over traditional neural networks, which often struggle with catastrophic forgetting when new patterns are introduced. The model maintains a balance between **plasticity** (the ability to learn new patterns) and **stability** (the ability to retain previously learned patterns).

### 2. Top-Down and Bottom-Up Processing:

- ART networks use both **top-down** and **bottom-up** processes to facilitate pattern recognition. The bottom-up process involves the sensory input (raw data) being compared to existing patterns in the memory. The top-down process involves expectations or prior knowledge that influence how the network interprets the incoming data. These processes work together in a feedback loop to help the system recognize patterns more effectively and efficiently.

### 3. Resonance Mechanism:

- Resonance occurs when an input pattern activates a category that matches its features. The network adjusts its weights to strengthen the match between the input and the category. When resonance is achieved, the network becomes stable and stops learning. If no match is found, a new category is created. This allows the ART model to **incrementally learn** new patterns without erasing older memories.

### 4. Learning without Forgetting:

- A hallmark of ART is its ability to learn new patterns without forgetting old ones. This is achieved through a process known as **vigilance control**, which regulates the degree of similarity required for resonance. By adjusting the vigilance parameter, ART can control how specific or broad the learned categories should be. High vigilance results in the network being very selective about what constitutes a match, whereas low vigilance allows the network to recognize a broader range of patterns.

## Components of ART

### 1. Input Layer (Sensory Input):

- The input layer of an ART network represents the sensory data or features that are provided to the system. These inputs are typically in the form of vectors (numeric representations) that encode information about the patterns the network needs to recognize.



## **2. Comparison Layer:**

- The comparison layer compares the input pattern with the stored categories in memory. It calculates how closely the input matches the stored patterns and provides feedback to the system. If the input sufficiently matches a stored category (resonance), the network updates its memory. If no match occurs, a new category is created.

## **3. Category Layer (Memory):**

- The category layer stores the learned patterns. Each category represents a group of similar inputs that the network has learned over time. When a new input is presented, the category layer determines whether the input belongs to an existing category or if a new category needs to be created.

## **4. Learning Mechanism:**

- The learning mechanism in ART is responsible for updating the network's memory based on the resonance or lack thereof between the input and the categories. If a match occurs, the weights associated with that category are adjusted to strengthen the match. If no match occurs, the network creates a new category and adjusts its weights accordingly.

### **ART Network Learning Process**

The learning process in ART is based on a sequence of steps:

#### **1. Input Presentation:**

- The network receives an input pattern, which is presented to the comparison layer. The comparison layer evaluates how similar the input is to each stored category.

#### **2. Resonance Check:**

- The network checks if any of the categories in memory are sufficiently similar to the input pattern. If a match (resonance) is found, the system updates the weights to reinforce the existing category. If no match is found, a new category is created.

#### **3. Vigilance Control:**

- Vigilance control is a critical component of the learning process. It determines how strict the network should be in defining a match. A high vigilance value means the network is very selective, while a low vigilance value allows the network to group similar but not identical patterns together.

#### **4. Weight Adjustment:**

- If a match is found, the network updates the weights of the category to improve the match with the input. This process allows the network to refine its memory over time, ensuring that it can recognize more subtle patterns as it learns.

#### **5. New Category Formation:**

- If no match is found, a new category is created in memory. The network assigns the input to this new category and begins to learn its features. This allows ART to continuously expand its knowledge base without losing previously learned information.

### **Applications of ART**

Adaptive Resonance Theory has a wide range of applications in various fields, especially in tasks involving pattern recognition and clustering. Some key areas where ART is used include:

#### **1. Pattern Recognition:**

- ART networks are particularly effective in pattern recognition tasks, such as image and speech recognition. The ability to learn new patterns without forgetting previous ones makes ART ideal for situations where data evolves over time and new patterns are constantly introduced.

#### **2. Clustering and Categorization:**

- ART is widely used for clustering and categorization tasks, where data needs to be grouped into distinct categories based on similarities. In unsupervised learning, ART can identify underlying structures in the data and create meaningful groupings without requiring labeled data.

#### **3. Image Processing:**

- In image processing, ART networks are used to classify and recognize objects or scenes from images. These systems can learn to identify objects in various conditions, even when they are presented in noisy or incomplete form.

#### **4. Neuroscience and Cognitive Modeling:**

- ART is used in neuroscience to model how the human brain processes information and forms categories. The theory has been applied to understand various cognitive processes such as perception, memory, and learning.

#### **5. Robotics:**

- ART is also used in robotics for tasks such as object recognition, where robots must identify and categorize objects based on visual inputs. The ability to incrementally learn new objects without forgetting old ones is crucial in dynamic environments.

### **Advantages of ART**

### **1. Stable Learning with Incremental Adaptation:**

- One of the key advantages of ART is its ability to learn new patterns without forgetting old ones, which is crucial in applications where data evolves over time.

### **2. Flexibility and Adaptability:**

- ART can adapt to new data without requiring retraining of the entire system. This allows it to be used in environments where data is continuously changing or growing.

### **3. Effective Pattern Recognition:**

- ART's resonance mechanism allows it to recognize complex patterns in noisy or incomplete data, making it highly effective in real-world applications.

### **4. Self-Organizing:**

- ART networks are self-organizing, meaning they can organize data into meaningful categories without requiring explicit guidance or supervision.

## **Challenges and Limitations of ART**

### **1. High Computational Demand:**

- ART networks can be computationally expensive, especially when dealing with large datasets or complex patterns. The process of comparison and updating weights can be resource-intensive.

### **2. Sensitivity to Parameters:**

- The performance of ART can be highly sensitive to the choice of parameters, such as the vigilance parameter. Choosing the right values for these parameters is critical to the network's effectiveness.

### **3. Scalability:**

- While ART can handle incremental learning, it may struggle with very large datasets, as the number of categories can grow rapidly, potentially leading to inefficient memory management.

Adaptive Resonance Theory provides a robust framework for pattern recognition and unsupervised learning, offering the unique ability to learn new information without forgetting old knowledge. Through its resonance mechanism, vigilance control, and ability to adapt to new data, ART has found applications in a variety of fields, including pattern recognition, robotics, and cognitive modeling. While ART offers significant advantages, such as stable learning and flexibility, it also presents challenges related to computational demands and parameter sensitivity. Nonetheless, ART remains an essential tool for solving complex problems in dynamic environments.

---

## ***2.7 Classification***

---

Classification is a fundamental task in the field of machine learning and data analysis, where the goal is to predict the category or class of an object based on its features. It involves mapping input data into one of several predefined classes. In simple terms, classification is the process of identifying which category an object belongs to, given a set of features or attributes. This is a supervised learning technique, meaning the algorithm is trained on labeled data where the correct output (or class) is provided.

Classification problems are widespread across various industries, from spam email detection to medical diagnosis, and from image recognition to financial fraud detection. The main objective of classification is to create a model that can learn from training data and make accurate predictions when presented with new, unseen data.

### **Core Concepts of Classification**

#### **1. Supervised Learning:**

- Classification is a form of supervised learning, where the algorithm is provided with a labeled dataset. Each data point in the training set has an associated class label, which serves as the target output. The model learns from these examples to make predictions on new data.

#### **2. Class Labels:**

- Class labels represent the categories or outcomes that the classifier predicts. For example, in a spam detection task, the class labels might be "spam" and "not spam." In a medical diagnosis task, the class labels might be "disease present" or "disease absent."

#### **3. Features:**

- Features are the input variables or attributes used to classify the data. In an email classification problem, features could include the presence of certain keywords, the sender's email address, or the frequency of specific terms. In a medical classification problem, features could include patient age, test results, and medical history.

#### **4. Training and Testing Data:**

- The dataset used for classification is typically divided into two parts: the training set and the testing set. The training set is used to train the classifier, while the testing set is used to evaluate the model's performance. The goal is to train a model that generalizes well to unseen data, not just the data it was trained on.

### **Types of Classification**

#### **1. Binary Classification:**

- In binary classification, there are two possible class labels, and the goal is to determine which class an instance belongs to. An example of binary classification is determining whether an email is spam or not spam.

## **2. Multiclass Classification:**

- In multiclass classification, there are more than two class labels. The classifier must distinguish between multiple categories. An example is classifying types of fruits based on features like color, shape, and size, where the classes could be "apple," "banana," or "cherry."

## **3. Multilabel Classification:**

- Multilabel classification is a variation where each instance can belong to multiple classes simultaneously. For example, in a movie recommendation system, a movie could be labeled as both "action" and "comedy."

## **4. Ordinal Classification:**

- In ordinal classification, the classes have an inherent order or ranking, but the distance between adjacent classes is not necessarily equal. An example could be classifying the severity of a disease as "mild," "moderate," or "severe."

## **Classification Algorithms**

Various algorithms are employed for classification tasks. Some of the most common classification algorithms include:

### **1. Logistic Regression:**

- Logistic regression is a statistical method used for binary classification tasks. It uses a logistic function to model the probability that a given input belongs to a particular class. While simple, logistic regression is effective for linearly separable data.

### **2. Decision Trees:**

- Decision trees are a hierarchical model where each node represents a decision based on a feature, and the leaves represent the class labels. The tree is built by recursively splitting the data based on feature values that best separate the classes.

### **3. Random Forest:**

- Random forests are an ensemble learning technique that builds multiple decision trees and combines their results to improve accuracy and reduce overfitting. Each tree is trained on a random subset of the data and features, and the final prediction is made by aggregating the individual tree predictions.

### **4. Support Vector Machines (SVM):**

- Support Vector Machines are a powerful classification algorithm that works by finding the hyperplane that best separates the classes in the feature space. SVMs are particularly useful in high-dimensional spaces and for non-linearly separable data using kernel functions.

#### 5. **K-Nearest Neighbors (KNN):**

- KNN is a simple, instance-based learning algorithm where the class of a data point is determined by the majority class of its K nearest neighbors. KNN is widely used due to its simplicity but can become computationally expensive as the dataset grows.

#### 6. **Naive Bayes:**

- Naive Bayes is a probabilistic classification algorithm based on Bayes' theorem. It assumes that the features are conditionally independent given the class label. Despite its simplicity and the independence assumption, Naive Bayes can perform well in many real-world classification tasks.

#### 7. **Neural Networks:**

- Neural networks, especially deep learning models, have gained popularity in classification tasks due to their ability to learn complex patterns in large datasets. These models are particularly powerful for image, text, and speech classification tasks.

### **Evaluation Metrics for Classification**

To assess the performance of a classification model, various evaluation metrics are used. These metrics help quantify how well the model is performing and highlight areas for improvement.

#### 1. **Accuracy:**

- Accuracy is the most straightforward metric, representing the proportion of correct predictions out of the total number of predictions. It is calculated as:

$$\text{Accuracy} = \frac{\text{Number of Correct Predictions}}{\text{Total Number of Predictions}}$$

#### 2. **Precision and Recall:**

- Precision is the proportion of true positive predictions out of all positive predictions. It answers the question: "How many of the predicted positives are actually positive?"

$$\text{Precision} = \frac{\text{True Positives}}{\text{True Positives} + \text{False Positives}}$$

- Recall (also known as sensitivity) is the proportion of true positive predictions out of all actual positives. It answers the question: "How many of the actual positives were identified correctly?"

$$\text{Recall} = \frac{\text{True Positives}}{\text{True Positives} + \text{False Negatives}}$$

### 3. F1-Score:

- The F1-score is the harmonic mean of precision and recall. It is particularly useful when there is an imbalance between the classes and gives a balanced measure of the model's performance.

$$\text{F1-Score} = \frac{2 \times \text{Precision} \times \text{Recall}}{\text{Precision} + \text{Recall}}$$

### 4. Confusion Matrix:

- The confusion matrix provides a more detailed breakdown of classification performance by showing the true positives, false positives, true negatives, and false negatives. It is a useful tool for understanding the types of errors a model is making.

## Applications of Classification

Classification plays a crucial role in various fields and has a broad range of applications:

### 1. Spam Detection:

- In email systems, classification algorithms are used to determine whether an email is spam or not based on various features, such as keywords, sender information, and message content.

### 2. Medical Diagnosis:

- In healthcare, classification models can be used to diagnose diseases based on patient data, such as test results, medical history, and symptoms. For instance, classifying whether a tumor is malignant or benign based on medical imaging data.

### 3. Credit Scoring and Fraud Detection:

- In finance, classification models are used to predict the likelihood of a customer defaulting on a loan or engaging in fraudulent activity based on their financial behavior and transaction history.

### 4. Image and Speech Recognition:

- Classification is widely used in computer vision and speech processing to recognize objects in images or classify spoken words into predefined categories. For example, recognizing a dog or a cat in an image, or classifying words in a speech-to-text system.

### 5. Customer Segmentation:

- In marketing, classification algorithms can be used to segment customers based on their purchasing behavior, enabling businesses to target specific customer groups with personalized marketing strategies.

## **Challenges and Limitations of Classification**

### **1. Class Imbalance:**

- In many classification problems, some classes may have significantly more examples than others. This imbalance can lead to biased models that favor the majority class and perform poorly on the minority class.

### **2. Overfitting:**

- Overfitting occurs when a model learns the training data too well, including noise and outliers. This can lead to poor generalization to new, unseen data. Regularization techniques, cross-validation, and pruning (for decision trees) can help mitigate overfitting.

### **3. Feature Selection:**

- Choosing the right features is critical to the success of a classification model. Irrelevant or redundant features can decrease the model's accuracy. Feature selection techniques are often used to identify the most important features for classification.

### **4. Data Quality:**

- The quality of the input data significantly affects the performance of a classification model. Missing values, noise, and errors in the data can degrade the model's ability to make accurate predictions.

Classification is a powerful and versatile tool used in various fields to categorize data into predefined classes. With a wide range of algorithms and evaluation metrics at its disposal, classification can handle diverse tasks such as medical diagnosis, spam detection, and image recognition. However, challenges like class imbalance, overfitting, and data quality need to be carefully addressed to build effective classification models. By understanding the underlying principles and methods of classification, organizations can leverage this technique to solve real-world problems and make data-driven decisions.

---

## ***2.8 Clustering***

---

Clustering is a core concept in machine learning and data analysis, primarily falling under the category of unsupervised learning. Unlike classification, where the data comes with predefined labels, clustering involves grouping data points into clusters or groups based on their inherent similarities or patterns. The primary goal of clustering is to organize a set of objects into categories such that data points in the same group are more similar to each other than to those in other groups.



Clustering is widely used in various domains, from customer segmentation in marketing to anomaly detection in cybersecurity. It helps identify hidden structures or patterns in unlabeled data, making it a powerful tool for exploring and understanding complex datasets.

## **Core Concepts of Clustering**

### **1. Unsupervised Learning:**

- Clustering is a form of unsupervised learning because it does not require labeled data. The algorithm attempts to find structure in the data without predefined classes or categories. The model discovers the patterns or relationships in the data based on its inherent characteristics.

### **2. Similarity Measure:**

- In clustering, the notion of similarity is central to grouping data. A similarity measure or distance function (such as Euclidean distance, Manhattan distance, or cosine similarity) is used to evaluate how similar or dissimilar two data points are. The more similar two points are, the more likely they are to belong to the same cluster.

### **3. Centroid:**

- Many clustering algorithms, such as K-means, rely on the concept of centroids. A centroid represents the "center" of a cluster and is typically the mean of all points within the cluster. The centroid serves as a reference point for updating and assigning data points to clusters.

### **4. Clusters:**

- A cluster is a group of similar data points that are more similar to each other than to points in other clusters. The size, shape, and density of clusters can vary, depending on the algorithm used.

## **Types of Clustering**

### **1. Partitioning Clustering:**

- In partitioning clustering, the data is divided into a set of non-overlapping clusters. Each data point belongs to exactly one cluster. The most commonly used algorithm in this category is **K-means clustering**, where the number of clusters (K) is predefined, and the algorithm iterates to minimize the variance within each cluster.

### **2. Hierarchical Clustering:**

- Hierarchical clustering creates a hierarchy of clusters by either recursively merging small clusters (agglomerative approach) or recursively splitting larger clusters (divisive approach). The result is a tree-like structure called a **dendrogram**. This approach does not require the number of clusters to be

specified beforehand, which can be advantageous when the ideal number of clusters is unknown.

### 3. **Density-Based Clustering:**

- Density-based clustering methods group together points that are close to each other and have a high density of neighbors. The most well-known algorithm in this category is **DBSCAN (Density-Based Spatial Clustering of Applications with Noise)**. DBSCAN is particularly useful for finding clusters of arbitrary shape and handling noise and outliers effectively.

### 4. **Model-Based Clustering:**

- Model-based clustering assumes that the data is generated by a mixture of underlying probability distributions. The algorithm attempts to fit a model to the data, typically using Gaussian Mixture Models (GMM). These models provide a probabilistic framework for assigning data points to clusters.

### 5. **Fuzzy Clustering:**

- Fuzzy clustering allows each data point to belong to multiple clusters, with a degree of membership for each cluster. The **Fuzzy C-Means (FCM)** algorithm is an example of this approach. In fuzzy clustering, data points are not strictly assigned to one cluster but can have a membership value indicating the extent to which they belong to different clusters.

## **Clustering Algorithms**

### 1. **K-means Clustering:**

One of the most widely used clustering techniques is K-means. Each data point is assigned to the closest centroid after K centroids are randomly initialized. The centroids are then recalculated using the mean of the data points in each cluster. Until convergence is achieved, this process is repeated. Although K-means is effective, it may not work well with non-spherical clusters and is sensitive to the original centroids' position.

### 2. **DBSCAN (Density-Based Spatial Clustering of Applications with Noise):**

- DBSCAN is a powerful clustering algorithm that groups together data points that are closely packed, marking outliers as noise. It is capable of identifying clusters of arbitrary shape and is robust to outliers. DBSCAN requires two parameters: the maximum radius (epsilon) for considering points as neighbors and the minimum number of points required to form a dense region (MinPts).

### 3. **Agglomerative Hierarchical Clustering:**

- This algorithm builds a hierarchy of clusters by repeatedly merging the closest pairs of clusters. It starts with each data point as its own cluster and proceeds by combining the closest pairs until all data points belong to a single cluster. The result is a dendrogram, which can be cut at a desired level to produce a specific number of clusters.

#### **4. Gaussian Mixture Model (GMM):**

- GMM is a probabilistic model-based approach for clustering. It assumes that the data is generated from a mixture of several Gaussian distributions. Each data point is assigned a probability of belonging to each cluster. GMM can capture elliptical or complex shapes of clusters, unlike K-means, which assumes spherical clusters.

#### **5. K-medoids Clustering:**

- K-medoids is similar to K-means, but instead of using the mean of the points as the centroid, it uses an actual data point as the cluster center (medoid). K-medoids is more robust to noise and outliers than K-means because it minimizes the sum of dissimilarities rather than the sum of squared Euclidean distances.

### **Evaluation Metrics for Clustering**

Unlike classification, clustering does not have explicit labels to compare against, so evaluating clustering performance is often more subjective. However, several metrics can be used to assess the quality of a clustering result:

#### **1. Silhouette Score:**

- The silhouette score measures how similar each point is to its own cluster compared to other clusters. It ranges from -1 to 1, where a value close to 1 indicates that the point is well-clustered, a value close to 0 indicates that the point is on the border of two clusters, and a value close to -1 indicates that the point may have been misclassified.

#### **2. Davies-Bouldin Index:**

- The Davies-Bouldin index measures the average similarity between each cluster and its most similar counterpart. Lower values of the Davies-Bouldin index indicate better clustering.

#### **3. Rand Index:**

- The Rand Index compares the clustering result to a ground truth (if available). It measures the number of combinations of points that are either correctly clustered together or correctly separated. The Rand Index ranges from 0 to 1, where 1 indicates perfect clustering.

#### **4. Within-Cluster Sum of Squares (WCSS):**

- WCSS is the sum of squared distances between data points and their corresponding cluster centroids. Minimizing WCSS is the objective of K-means clustering, and lower values indicate better-defined clusters.

## **Applications of Clustering**

Clustering has numerous applications in various domains, including:

### **1. Customer Segmentation:**

- In marketing, clustering is used to segment customers into distinct groups based on their behavior, preferences, or demographic features. This allows businesses to tailor marketing strategies and product offerings to specific customer segments.

### **2. Anomaly Detection:**

- Clustering can be used for anomaly detection by identifying data points that do not belong to any cluster or have a weak association with any cluster. This is particularly useful in fraud detection, network security, and quality control.

### **3. Image Segmentation:**

- In computer vision, clustering is used to segment an image into regions with similar colors, textures, or patterns. This helps in tasks such as object recognition and image processing.

### **4. Document Clustering:**

- In text mining, clustering can group similar documents or web pages based on their content. It is used in applications such as news categorization, topic modeling, and information retrieval.

### **5. Biology and Genomics:**

- Clustering is frequently used in genomics to group genes with similar expression patterns. It helps in identifying gene families, disease subtypes, and other biological phenomena.

## **Challenges and Limitations of Clustering**

### **1. Choosing the Right Number of Clusters:**

- One of the main challenges in clustering is determining the optimal number of clusters (K). In some algorithms like K-means, the number of clusters must be specified in advance, which can be difficult if the ideal number is not known.

### **2. Handling High-Dimensional Data:**

- Clustering becomes more difficult in high-dimensional spaces due to the **curse of dimensionality**. As the number of features increases, the data points become sparse, and distance-based algorithms like K-means become less effective.

### 3. Scalability:

- Some clustering algorithms, such as K-means, can be computationally expensive when dealing with large datasets. The time complexity of clustering algorithms often depends on both the number of data points and the number of features.

### 4. Sensitivity to Initial Conditions:

- Algorithms like K-means are sensitive to the initial placement of centroids, which can lead to suboptimal clustering results. Techniques like K-means++ can help mitigate this issue by initializing centroids more effectively.

Clustering is a powerful unsupervised learning technique that is widely used for discovering patterns and structures in unlabeled data. With various algorithms available, including K-means, DBSCAN, and hierarchical clustering, clustering can be applied to a broad range of tasks, from customer segmentation to anomaly detection. However, challenges like determining the optimal number of clusters, handling high-dimensional data, and ensuring scalability must be addressed for effective clustering. By understanding the underlying principles and applications of clustering, organizations can unlock valuable insights from their data and make informed decisions.

---

## ***2.9 Probabilistic Reasoning***

---

Probabilistic reasoning is a fundamental concept in artificial intelligence (AI) and machine learning that allows systems to make decisions or predictions in uncertain or incomplete environments. Unlike traditional deterministic approaches, where outcomes are always predictable, probabilistic reasoning involves using probabilities to model uncertainty and reason about the likelihood of various outcomes. It helps in handling situations where information is ambiguous, noisy, or incomplete, making it a key technique in fields like robotics, medical diagnosis, and natural language processing.

At its core, probabilistic reasoning relies on the concept of probability theory, which quantifies uncertainty and provides tools for updating beliefs based on new evidence. This process enables AI systems to simulate human-like decision-making, where actions and conclusions are often based on probabilities rather than certainties.

### **Core Concepts of Probabilistic Reasoning**

#### **1. Probability Theory:**

- Probability theory is the mathematical foundation of probabilistic reasoning. It provides a framework for representing uncertainty and making predictions. A probability represents the likelihood of an event occurring, and it is always a value between 0 and 1. Events with a probability of 0 are impossible, while events with a probability of 1 are certain.

#### **2. Bayes' Theorem:**

- Bayes' Theorem is a fundamental concept in probabilistic reasoning that describes how to update the probability of a hypothesis given new evidence. It is expressed as:

$$P(H|E) = \frac{P(E|H) \cdot P(H)}{P(E)}$$

Where:

- $P(H|E)$  is the posterior probability (the probability of the hypothesis given the evidence).
- $P(E|H)$  is the likelihood (the probability of observing the evidence given the hypothesis).
- $P(H)$  is the prior probability (the probability of the hypothesis before observing the evidence).
- $P(E)$  is the marginal likelihood (the probability of the evidence).

Bayes' Theorem is widely used in machine learning algorithms for tasks such as classification and inference.

### 3. Conditional Probability:

- Conditional probability refers to the probability of an event occurring given that another event has already occurred. It is essential in probabilistic reasoning because it helps to understand how the likelihood of one event is affected by the occurrence of another.

### 4. Random Variables:

- A random variable is a variable that can take on different values based on the outcome of a random process. In probabilistic reasoning, random variables are used to represent uncertain quantities. They can be discrete (taking on a finite number of values) or continuous (taking on a range of values).

## Types of Probabilistic Reasoning

### 1. Deductive Probabilistic Reasoning:

- Deductive probabilistic reasoning involves deriving conclusions from general principles using probabilistic models. It applies to scenarios where the problem is well-structured, and the rules governing the events are known. For example, in medical diagnosis, deductive reasoning can be used to calculate the probability of a disease given a set of symptoms.

### 2. Inductive Probabilistic Reasoning:

- Inductive probabilistic reasoning involves learning patterns or models from data and making predictions based on observed evidence. This approach is often

used in machine learning, where algorithms infer probabilities from historical data and use these probabilities to predict future outcomes.

### **3. Abductive Probabilistic Reasoning:**

- Abductive reasoning is used to infer the most likely cause or explanation for a given set of observations. In probabilistic reasoning, it involves selecting the hypothesis that best explains the observed data, given the probability of different hypotheses.

## **Probabilistic Models**

### **1. Bayesian Networks:**

- A Bayesian network is a graphical model that represents a set of variables and their conditional dependencies using a directed acyclic graph (DAG). Each node in the network represents a random variable, and the edges represent probabilistic dependencies between them. Bayesian networks are used to model uncertain knowledge and perform inference by updating probabilities as new evidence is introduced.

### **2. Markov Chains:**

- A Markov Chain is a mathematical model used to describe a system that transitions from one state to another in a probabilistic manner. The key property of a Markov Chain is that the probability of transitioning to the next state depends only on the current state and not on the previous states (this is known as the Markov property). Markov Chains are widely used in stochastic processes, such as speech recognition and natural language modeling.

### **3. Hidden Markov Models (HMM):**

- Hidden Markov Models extend Markov Chains by introducing hidden states that cannot be directly observed. Instead, there is an observable output that is probabilistically related to the hidden state. HMMs are particularly useful in sequential data tasks, such as speech recognition, part-of-speech tagging, and bioinformatics.

### **4. Mixture Models:**

- A mixture model is a probabilistic model that assumes that data is generated from a mixture of several probability distributions. It is commonly used in clustering and density estimation. The Gaussian Mixture Model (GMM) is a widely used example, where data is assumed to be generated from multiple Gaussian distributions, each representing a cluster.

## **Inference in Probabilistic Reasoning**

Inference in probabilistic reasoning involves calculating the probabilities of various outcomes based on known evidence. There are two main types of inference:

### 1. **Exact Inference:**

- Exact inference involves computing the precise probability of an event or hypothesis given the available evidence. Exact methods, such as variable elimination or belief propagation, are used to compute exact results in small to moderate-sized probabilistic models.

### 2. **Approximate Inference:**

- Approximate inference methods are used when exact inference is computationally infeasible, especially in large and complex probabilistic models. Methods like **Monte Carlo Markov Chains (MCMC)** or **variational inference** are employed to approximate the probabilities of various outcomes. These methods are widely used in real-world applications where exact computation is not practical.

## **Applications of Probabilistic Reasoning**

### 1. **Medical Diagnosis:**

- Probabilistic reasoning is widely used in medical diagnosis to estimate the likelihood of various diseases given a set of symptoms or test results. Bayesian networks are often used to model the relationships between diseases, symptoms, and test outcomes, helping doctors make informed decisions based on uncertain data.

### 2. **Speech Recognition:**

- In speech recognition, probabilistic models such as Hidden Markov Models (HMM) are used to model the sequential nature of speech. These models help in predicting the most likely sequence of words given an audio input, despite the presence of noise or ambiguity in the speech signal.

### 3. **Spam Filtering:**

- Probabilistic reasoning, particularly Naive Bayes classifiers, is commonly used in spam filtering. By calculating the probability that a given email is spam based on the frequency of certain words, the filter can classify emails as spam or non-spam with high accuracy.

### 4. **Robotics and Navigation:**

- Probabilistic reasoning is used in robotics to handle uncertainty in the robot's environment, such as noisy sensor data or unpredictable changes in the surroundings. Techniques like **Monte Carlo Localization (MCL)** use probabilistic models to estimate the robot's position and navigate effectively.

### 5. **Financial Modeling:**



- In finance, probabilistic models are used to predict stock prices, evaluate risk, and optimize investment strategies. Techniques like **Markov Chains** and **Monte Carlo simulations** are commonly used to model the uncertainty inherent in financial markets.

## **Challenges and Limitations of Probabilistic Reasoning**

### **1. Computational Complexity:**

- Probabilistic reasoning, especially in large-scale models, can be computationally expensive. Exact inference methods can be prohibitively slow, and even approximate inference techniques require significant computational resources for large datasets.

### **2. Parameter Estimation:**

- Probabilistic models often require accurate parameter estimation, which can be challenging when data is sparse or noisy. Estimating the prior and likelihood functions can be difficult, and poor estimates can lead to inaccurate predictions.

### **3. Scalability:**

- As the complexity of the probabilistic model increases, the difficulty of performing inference and updating probabilities grows exponentially. This is particularly true for high-dimensional data or large numbers of variables in models like Bayesian networks.

### **4. Overfitting:**

- Probabilistic models, like all machine learning models, are susceptible to overfitting, especially when the model is too complex relative to the amount of available data. Overfitting occurs when a model captures the noise or random fluctuations in the data, leading to poor generalization to new data.

Probabilistic reasoning is an essential technique in AI and machine learning for dealing with uncertainty and making informed decisions based on incomplete or ambiguous information. By leveraging probability theory and probabilistic models like Bayesian networks, Markov Chains, and Hidden Markov Models, probabilistic reasoning enables AI systems to reason, predict, and make decisions in uncertain environments. Despite its power, challenges such as computational complexity, parameter estimation, and overfitting must be addressed for effective implementation. Nevertheless, probabilistic reasoning continues to be a cornerstone of many AI applications, from medical diagnosis to robotics and beyond.

---

## ***2.10 Bayesian Networks***

---

A **Bayesian Network (BN)** is a probabilistic graphical model that represents a set of variables and their conditional dependencies using a directed acyclic graph (DAG). Each node in the graph represents a random variable, while the directed edges between nodes represent probabilistic dependencies. Bayesian Networks are a powerful tool for reasoning under

uncertainty, particularly in domains like artificial intelligence, decision analysis, medical diagnosis, and expert systems.

The key strength of Bayesian Networks is their ability to model complex systems by breaking them down into simpler, more manageable components. By utilizing probability theory, Bayesian Networks allow for the representation of both observed and unobserved variables (hidden variables), enabling systems to make predictions and inferences even in the face of incomplete or noisy data.

### **Key Components of Bayesian Networks**

#### **1. Nodes (Random Variables):**

- The nodes in a Bayesian Network represent random variables, which can be discrete or continuous. These variables could represent anything from symptoms in a medical diagnosis system to sensor readings in a robotic system. In the case of a medical diagnosis network, for instance, nodes could represent the presence of various diseases, symptoms, or test results.

#### **2. Edges (Conditional Dependencies):**

- The edges (arrows) between nodes in the graph signify conditional dependencies between the corresponding random variables. An edge from node A to node B indicates that the state of A directly affects the state of B. The absence of an edge means that the two variables are conditionally independent of each other, given the rest of the network. These conditional dependencies help model how variables influence each other and allow the network to update beliefs based on new evidence.

#### **3. Conditional Probability Tables (CPTs):**

- Each node in the network is associated with a **Conditional Probability Table (CPT)**, which quantifies the relationship between a node and its parent nodes. For a node with no parents (root node), the CPT represents the prior probability of that variable. For a node with one or more parents, the CPT provides the conditional probabilities of that node given the states of its parents. These tables are critical to the functioning of the network and allow it to perform inference and learning.

### **Structure of a Bayesian Network**

A Bayesian Network is typically represented as a Directed Acyclic Graph (DAG), where:

- Each node represents a random variable.
- Each directed edge represents a dependency between two variables.
- The graph is acyclic, meaning there are no cycles or loops in the graph. This ensures that there is a clear direction of dependency from parent nodes to child nodes, and no variable depends on itself directly or indirectly.

This structure helps in decomposing complex systems into smaller, more manageable parts, making it easier to perform reasoning and calculations.

### **Inference in Bayesian Networks**

Inference in a Bayesian Network refers to the process of calculating the probability distribution of a subset of variables given the observed values of other variables. This is a crucial step for decision-making and prediction in systems that rely on uncertain information. There are two primary types of inference:

#### **1. Exact Inference:**

- Exact inference refers to calculating the exact posterior probability of a variable given observed evidence. Techniques such as **variable elimination**, **junction tree algorithm**, and **belief propagation** are used for exact inference. These methods work well for smaller networks but may become computationally expensive for larger networks due to the exponential growth in the number of potential combinations of variable states.

#### **2. Approximate Inference:**

- In larger or more complex Bayesian Networks, exact inference becomes impractical. In such cases, **approximate inference** methods, such as **Monte Carlo Markov Chains (MCMC)** or **variational inference**, are used. These techniques provide approximate solutions by sampling from the probability distributions and estimating the most probable outcomes.

### **Learning in Bayesian Networks**

Bayesian Networks can be used for both **parameter learning** and **structure learning**:

#### **1. Parameter Learning:**

- Parameter learning in Bayesian Networks involves determining the values of the conditional probability tables (CPTs) based on observed data. This can be done using techniques like **Maximum Likelihood Estimation (MLE)** or **Bayesian Estimation**. In cases where some data is missing or incomplete, methods such as the **Expectation-Maximization (EM)** algorithm are used to estimate the missing values.

#### **2. Structure Learning:**

- Structure learning refers to learning the network's structure—i.e., determining the relationships between variables (i.e., which nodes are connected by edges). This can be done through **supervised learning** (if data with known relationships is available) or **unsupervised learning** (if the structure needs to be inferred purely from data). Algorithms for structure learning include **score-based methods**, **constraint-based methods**, and **hybrid methods**.

### **Applications of Bayesian Networks**

### **1. Medical Diagnosis:**

- Bayesian Networks are extensively used in medical diagnosis systems. They allow for the representation of complex dependencies between symptoms, diseases, and medical test results. By incorporating both prior knowledge (e.g., epidemiological data) and observed evidence (e.g., test results), Bayesian Networks can compute the probability of different diseases or conditions, helping doctors make informed decisions. For example, in diagnosing cancer, a Bayesian Network might take into account various symptoms, medical history, and diagnostic test results to estimate the likelihood of a particular type of cancer.

### **2. Risk Assessment and Decision Analysis:**

- In areas such as finance, insurance, and project management, Bayesian Networks are used for risk assessment and decision analysis. These models help to assess the probability of different risk factors and their potential impact on outcomes. By updating beliefs as new data comes in, decision-makers can make better-informed choices, such as in determining insurance premiums, evaluating investment risks, or managing complex projects.

### **3. Machine Learning and Artificial Intelligence:**

- Bayesian Networks play a significant role in machine learning, particularly in tasks involving reasoning under uncertainty, such as classification, regression, and prediction. For example, in natural language processing, Bayesian Networks are used to model the probabilistic relationships between words and their meanings, aiding in tasks like speech recognition, part-of-speech tagging, and sentiment analysis.

### **4. Speech Recognition:**

- In speech recognition systems, Bayesian Networks can model the dependencies between different parts of speech and sounds in a spoken language. These models help improve the accuracy of converting spoken words into text, even in noisy environments or when dealing with accents or dialects.

## **Advantages of Bayesian Networks**

### **1. Ability to Handle Uncertainty:**

- One of the biggest advantages of Bayesian Networks is their ability to handle uncertainty and incomplete information. This is particularly useful in real-world applications where data is often noisy, missing, or ambiguous.

### **2. Flexibility:**

- Bayesian Networks are highly flexible and can be applied to a wide range of problems, from diagnostic systems to predictive modeling and decision-making.

### **3. Interpretability:**

- The graphical structure of Bayesian Networks makes them interpretable, as the relationships between variables are explicitly modeled. This transparency is particularly useful in fields like healthcare, where understanding the reasoning behind a decision is crucial.

### **4. Incorporation of Expert Knowledge:**

- Bayesian Networks allow experts to directly input their knowledge into the model, making them a useful tool for systems that require expert input in addition to data-driven learning.

## **Challenges and Limitations of Bayesian Networks**

### **1. Computational Complexity:**

- As the size of the Bayesian Network increases, the computational complexity of inference and learning also increases. Exact inference methods become impractical for large networks, and approximate inference methods may not always provide accurate results.

### **2. Data Requirements:**

- Bayesian Networks require a significant amount of data to accurately estimate the conditional probability distributions. In the absence of sufficient data, the model's performance can degrade, and the network may produce unreliable results.

### **3. Structure Learning Challenges:**

- Learning the structure of a Bayesian Network can be a complex task, especially in the case of large or highly complex datasets. The search space for finding the correct structure is vast, and there is no guarantee that the learned structure will be optimal.

Bayesian Networks are a powerful tool for reasoning under uncertainty and making informed decisions in complex environments. Their ability to model probabilistic dependencies and perform both inference and learning makes them applicable to a wide range of domains, including medical diagnosis, risk assessment, and machine learning. Despite challenges such as computational complexity and data requirements, Bayesian Networks continue to be a fundamental tool in artificial intelligence and decision analysis.

## **Multiple Choice Questions**

### **1. What is fuzzy knowledge?**

A) Knowledge that is precise and deterministic

B) Knowledge that is vague, imprecise, or uncertain

- C) Knowledge based solely on numerical data
- D) Knowledge represented only in binary format

**2. Who proposed the theory of fuzzy sets, and in which year?**

- A) Stephen Grossberg, 1976
- B) John Holland, 1970
- C) Lofti Zadeh, 1965
- D) Geoffrey Hinton, 1985

**3. What is the primary function of the inference engine in a fuzzy logic system?**

- A) Converts fuzzy sets into crisp values
- B) Determines the degree of matching between input and rules
- C) Stores the set of rules provided by experts
- D) Converts crisp numbers into fuzzy sets

**4. Which of the following is NOT an advantage of fuzzy logic systems?**

- A) Easy to implement and understand
- B) Helps manage uncertainty in data
- C) Provides an absolutely accurate and precise answer
- D) Works effectively even with inexpensive sensors

**5. Which of the following is NOT an application of artificial neural networks (ANN)?**

- A) Image recognition
- B) Self-driving car trajectory prediction
- C) Mutation testing
- D) Email spam filtering

**6. What is the key purpose of genetic algorithms?**

- A) To classify large datasets into predefined categories
- B) To solve problems through a search process inspired by natural evolution
- C) To convert crisp values into fuzzy values for decision-making
- D) To retrieve patterns stored in memory

**7. Which component in the Adaptive Resonance Theory (ART) system is responsible for setting the level of detail in memory?**

- A) Comparison field
- B) Recognition field
- C) Vigilance parameter
- D) Reset module

---

## ***2.11 Check Your Progress***

---

- 1- Answer: B) Knowledge that is vague, imprecise, or uncertain
- 2- Answer: C) Lofti Zadeh, 1965
- 3- Answer: B) Determines the degree of matching between input and rules
- 4- Answer: C) Provides an absolutely accurate and precise answer
- 5- Answer: C) Mutation testing
- 6- Answer: B) To solve problems through a search process inspired by natural evolution
- 7- Answer: C) Vigilance parameter

---

## ***2.12 Model Questions***

---

- 1. Write a short note on fuzzy system.
- 2. What is artificial neural network? Explain its components and learning methods.
- 3. Write a short note on genetic algorithms.
- 4. Explain the working of Adaptive Resonance Theory.
- 5. Write a short note on associative memory.
- 6. Compare classification technique with clustering technique.
- 7. Write a short note on probabilistic reasoning.
- 8. Write a short note on Bayesian Networks.

---

## ***2.13 Bibliography, References and Further Reading***

---

- <https://www.coursehero.com/file/40458824/01-Introduction-to-Soft-Computing-CSE-TUBEpdf/>
- <https://www.geeksforgeeks.org/fuzzy-logic-introduction/>
- <https://www.guru99.com/what-is-fuzzy-logic.html>
- [https://www.tutorialspoint.com/artificial\\_intelligence/artificial\\_intelligence\\_fuzzy\\_logic\\_systems.htm](https://www.tutorialspoint.com/artificial_intelligence/artificial_intelligence_fuzzy_logic_systems.htm)

- <https://deepai.org/machine-learning-glossary-and-terms/neural-network>
- <https://www.javatpoint.com/bayesian-belief-network-in-artificial-intelligence>
- <https://www.javatpoint.com/probabilistic-reasoning-in-artificial-intelligence#:~:text=Probabilistic%20reasoning%20is%20a%20way,logic%20to%20handle%20the%20uncertainty>
- <https://www.geeksforgeeks.org/clustering-in-machine-learning/>
- <https://www.javatpoint.com/classification-algorithm-in-machine-learning>
- <https://www.geeksforgeeks.org/genetic-algorithms/>



# **Unit 3 INTRODUCTION TO ARTIFICIAL NEURAL NETWORK & SUPERVISED LEARNING NETWORK I**

## **3.0 Learning Objectives**

### **3.1 Artificial Neural Networks (ANNs)**

#### **3.1.1 Biological Inspiration**

#### **3.1.2 Basic Structure of ANNs**

#### **3.1.3 Artificial Neurons and Computation**

#### **3.1.4 Activation Functions**

#### **3.1.5 Training Artificial Neural Networks**

#### **3.1.6 Types of Neural Networks**

#### **3.1.7 Applications of Artificial Neural Networks**

#### **3.1.8 Advantages of ANNs**

#### **3.1.9 Limitations of ANNs**

#### **3.1.10 Regularization and Optimization Techniques**

### **3.2 Types of Learning in ANNs**

#### **3.2.1 Supervised Learning**

#### **3.2.2 Unsupervised Learning**

#### **3.2.3 Reinforcement Learning**

#### **3.2.4 Key Concepts in Learning**

#### **3.2.5 Learning Rules in ANNs**

#### **3.2.6 Generalization, Overfitting, and Underfitting**

#### **3.2.8 Real-World Applications of ANN Learning**

### **3.3 McCulloch-Pitts Neuron (MP Neuron Model)**

### **3.4 Concept of Linear Separability**

### **3.5 Hebb Network**

### **3.6 Perceptron Network**

### **3.7 Adaptive Linear Neuron (ADALINE)**

#### **3.7.1 Training Algorithm (LMS Rule)**

#### **3.7.2 Testing Algorithm**

### **3.8 Multiple Adaptive Linear Neuron (MADALINE)**

### **3.9 Check Your Progress**

### **3.10 Model Questions**

### **3.11 References**

---

## ***3.0 Learning Objectives***

---

The learning objectives of this unit are as follows:

1. The fundamentals of artificial neural networks
2. Understanding between biological neurons and artificial neurons
3. Working of a basic fundamental neuron model
4. Terminologies and terms employed to facilitate comprehension of artificial neural networks
5. The basics of supervised learning and the perceptron learning rule
6. Overview of adaptive and multiple adaptive linear neurons

---

## ***3.1 Artificial Neural Networks (ANNs)***

---

Artificial Neural Networks (ANNs) are among the most powerful tools in the field of artificial intelligence and machine learning. Inspired by the structure and functionality of the human brain, ANNs are designed to recognize patterns, learn from data, and make intelligent decisions. They consist of layers of interconnected nodes (also known as neurons), which process information in a way that mimics how biological neurons work. This structure allows ANNs to approximate complex non-linear relationships in data, enabling them to perform tasks such as classification, regression, clustering, pattern recognition, and even decision-making. With the rise of big data and computational power, ANNs have become integral to many technologies, from self-driving cars and virtual assistants to medical diagnostics and financial forecasting.

### **3.1.1 Biological Inspiration**

The concept of ANNs draws heavily from neuroscience. The human brain consists of billions of neurons that communicate with each other through synapses. Each biological neuron receives signals from other neurons via dendrites, processes the information in the cell body,

and passes the signal on to other neurons through axons. Similarly, an artificial neuron receives inputs, applies a set of weights and a bias, processes the result using an activation function, and produces an output. Though the comparison is conceptual, this biologically inspired architecture provides a powerful framework for machine learning models.

### 3.1.2 Basic Structure of ANNs

An artificial neural network is typically structured into three types of layers:

- **Input Layer:** This layer receives the raw data or input features. Each node in the input layer corresponds to a feature in the data set.
- **Hidden Layers:** These are intermediate layers between the input and output layers. Each node in a hidden layer receives input from the previous layer, performs a computation using weights, bias, and an activation function, and passes the result to the next layer. Deep neural networks have multiple hidden layers, allowing them to capture complex patterns in data.
- **Output Layer:** The final layer that produces the predicted output. The structure of the output layer depends on the task—e.g., one node for binary classification, multiple nodes for multi-class classification, or a continuous value for regression.

### 3.1.3 Artificial Neurons and Computation

Each artificial neuron performs a mathematical computation. It takes several input values, multiplies them by corresponding weights, adds a bias, and applies an activation function to produce an output. The basic formula for a neuron's output is:

$$y = f(w_1x_1 + w_2x_2 + \dots + w_nx_n + b)$$

Where:

$x_1, x_2, \dots, x_n$  are the input values,

$w_1, w_2, \dots, w_n$  are the weights,

$b$  is the bias,

$f$  is the activation function,

$y$  is the output.

The activation function introduces non-linearity into the network, allowing it to learn complex relationships.

### 3.1.4 Activation Functions

Activation functions are crucial in determining the output of a neuron and the overall behavior of the network. Some commonly used activation functions include:

- **Sigmoid Function:** Converts input into a range between 0 and 1. Suitable for probabilistic outputs.

- **Tanh (Hyperbolic Tangent):** Outputs values between -1 and 1. Often used in cases where data is centered around zero.
- **ReLU (Rectified Linear Unit):** Outputs zero for negative inputs and the input itself for positive values. ReLU has become the default activation function due to its simplicity and effectiveness in deep networks.
- **Leaky ReLU:** A variant of ReLU that allows a small, non-zero gradient when the unit is inactive.
- **Softmax:** Converts a vector of real numbers into probabilities that sum to 1. Used in the output layer for multi-class classification.

### 3.1.5 Training Artificial Neural Networks

Training an ANN involves adjusting its weights and biases so that the model can learn the relationship between input and output data. This process generally includes the following steps:

#### 1. Forward Propagation

Input data is passed through the network layer by layer, and the output is computed at each node using the current weights, biases, and activation functions. The final output is compared with the expected result.

#### 2. Loss Calculation

The loss function quantifies the difference between the predicted output and the actual target. Common loss functions include:

Mean Squared Error (MSE) for regression tasks,

Binary Cross-Entropy for binary classification,

Categorical Cross-Entropy for multi-class classification.

#### 3. Backpropagation

The network uses the error computed by the loss function to update the weights. Backpropagation calculates the gradient (partial derivatives) of the loss function with respect to each weight using the chain rule of calculus.

#### 4. Optimization

An optimization algorithm, such as Stochastic Gradient Descent (SGD) or Adam, updates the weights in the opposite direction of the gradient to minimize the loss function. The learning rate controls the size of these updates.

This cycle of forward propagation, loss computation, backpropagation, and weight updates is repeated for multiple iterations (epochs) until the model converges or meets a performance threshold.

### 3.1.6 Types of Neural Networks

ANNs come in different types, depending on the architecture and application. Some popular types include:

#### 1. Feedforward Neural Networks (FNNs)

These are the simplest types of networks, where the flow of information is unidirectional—from input to output. They are mainly used for classification and regression problems.

#### 2. Convolutional Neural Networks (CNNs)

Primarily used for image recognition and processing, CNNs include convolutional layers that apply filters to input data to detect spatial features. Pooling layers reduce dimensionality, and fully connected layers perform the final classification.

#### 3. Recurrent Neural Networks (RNNs)

RNNs are designed for sequential data, such as time series and natural language. They have loops that allow them to maintain information about previous inputs in the sequence. Variants like Long Short-Term Memory (LSTM) and Gated Recurrent Units (GRU) are used to handle long-range dependencies.

#### 4. Radial Basis Function (RBF) Networks

These networks use radial basis functions as activation functions. They are typically used in function approximation and pattern recognition.

#### 5. Modular Neural Networks

Composed of several independent neural networks that perform sub-tasks, modular networks combine their outputs to solve a more complex problem. They are useful in large-scale systems.

### 3.1.7 Applications of Artificial Neural Networks

ANNs have revolutionized a wide array of industries and research fields. Some of the most prominent applications include:

- **Image and Video Processing:** Facial recognition, object detection, and medical image analysis rely on CNNs.
- **Speech Recognition and Synthesis:** Neural networks power digital assistants like Siri and Alexa by converting spoken language to text and vice versa.
- **Natural Language Processing (NLP):** ANNs enable machine translation, sentiment analysis, chatbots, and text summarization.
- **Healthcare:** From diagnosing diseases like cancer and diabetes to personalized medicine and drug discovery, ANNs support precision healthcare.

- **Finance:** Stock market forecasting, credit scoring, fraud detection, and algorithmic trading use ANN models.
- **Autonomous Vehicles:** Neural networks help in recognizing road signs, detecting pedestrians, and making navigation decisions.
- **Gaming and Robotics:** ANNs facilitate adaptive behavior in robots and create intelligent agents in games that learn from the environment.

### 3.1.8 Advantages of ANNs

Artificial Neural Networks offer several advantages over traditional algorithms:

- **Flexibility:** ANNs can model complex and non-linear functions with high accuracy.
- **Adaptability:** With enough data, ANNs can learn and generalize patterns effectively.
- **Fault Tolerance:** ANNs are resilient to minor noise or damage in data due to distributed processing.
- **Parallelism:** Their structure allows for parallel computation, which is ideal for implementation on GPUs.

### 3.1.9 Limitations of ANNs

Despite their strengths, ANNs also have certain limitations:

- **Data Dependency:** ANNs often require large amounts of labeled data to perform well.
- **Computational Cost:** Training deep networks requires significant computational resources and time.
- **Black Box Nature:** Interpreting how an ANN arrived at a particular decision is challenging, which hinders transparency.
- **Overfitting:** Without proper regularization techniques, ANNs may memorize the training data instead of generalizing from it.
- **Hyperparameter Sensitivity:** ANNs are sensitive to hyperparameters like learning rate, batch size, number of layers, etc., which must be tuned carefully.

### 3.1.10 Regularization and Optimization Techniques

To overcome some limitations, especially overfitting and convergence issues, various techniques are employed:

- **Dropout:** Randomly turning off neurons during training to prevent reliance on specific pathways.
- **Batch Normalization:** Normalizing the input to each layer to stabilize learning and speed up training.
- **Early Stopping:** Halting training when the performance on validation data starts to degrade.
- **Weight Decay (L2 Regularization):** Penalizing large weights to encourage simpler models.

Artificial Neural Networks represent a paradigm shift in computational intelligence. Drawing inspiration from the human brain, ANNs are capable of solving problems that are difficult or

impossible for traditional algorithms. Their layered structure and ability to learn from data make them suitable for tasks ranging from simple pattern recognition to complex decision-making systems. With the rise of deep learning and ongoing research into hybrid models, ANN-based systems continue to push the boundaries of what machines can achieve. However, challenges related to interpretability, data requirements, and computational costs remain, emphasizing the need for continued innovation. As we move forward, ANNs will undoubtedly remain central to the development of more intelligent, adaptive, and autonomous systems.

---

## ***3.2 Types of Learning in ANNs***

---

Learning in ANNs is typically categorized into three broad types based on the availability of labeled data and the nature of feedback used in the training process:

### **3.2.1 Supervised Learning**

Supervised learning is the most commonly used learning approach in ANNs. In this method, the network is trained using input-output pairs. That is, for every input, the correct output (label) is known. The learning algorithm then aims to find a function that maps the input to the output correctly.

During supervised learning:

- The input data is fed forward through the network.
- The output is generated and compared with the true label.
- The error is calculated using a loss function such as Mean Squared Error (MSE) or Cross-Entropy Loss.
- The error is propagated backward (via backpropagation) to update weights using gradient descent or its variants.

Supervised learning is used in a variety of tasks such as image recognition, email classification, voice recognition, and disease diagnosis.

### **3.2.2 Unsupervised Learning**

Unsupervised learning occurs when the network is provided with input data that lacks explicit output labels. The objective is to uncover hidden patterns, structures, or relationships in the data. It is particularly useful in clustering, dimensionality reduction, and anomaly detection.

In ANNs, common architectures for unsupervised learning include:

- **Autoencoders:** Used for encoding and reconstructing data, helping reduce dimensionality or detect anomalies.
- **Self-Organizing Maps (SOMs):** These arrange neurons in a two-dimensional space to form a topological map of input patterns.
- **Restricted Boltzmann Machines (RBMs):** Stochastic neural networks that learn probability distributions over input data.

### 3.2.3 Reinforcement Learning

Reinforcement learning (RL) is a goal-oriented learning process where the network (agent) interacts with an environment. It performs actions, receives feedback in the form of rewards or penalties, and learns to make better decisions over time.

In RL, ANNs are typically used to approximate:

- **Value Functions:** Estimating the expected reward.
- **Policy Functions:** Determining the best action to take in a given state.

One popular approach is Deep Q-Learning, where a deep neural network estimates Q-values (expected rewards for actions). Applications of reinforcement learning include game-playing agents (e.g., AlphaGo), robotic control, and recommendation systems.

### 3.2.4 Key Concepts in Learning

#### a) Forward Propagation

This is the first phase of learning where the input data passes through the layers of the network to generate an output. The weighted sum of inputs at each neuron is calculated and passed through an activation function (e.g., Sigmoid, ReLU, Tanh).

#### b) Loss Function

The loss function quantifies the difference between the predicted output and the actual target. Common loss functions include:

- **Mean Squared Error (MSE):** For regression problems.
- **Cross-Entropy Loss:** For classification problems.

#### c) Backward Propagation (Backpropagation)

This process calculates the gradient of the loss function with respect to each weight using the chain rule. It helps determine how each parameter contributed to the overall error and how it should be adjusted.

#### d) Weight Update (Gradient Descent)

Weights are updated using gradient descent or its advanced forms such as:

Stochastic Gradient Descent (SGD)

Adam Optimizer

RMSprop

Adagrad

These optimizers determine the step size and direction for moving weights toward values that minimize the error.



### 3.2.5 Learning Rules in ANNs

Learning rules define how weights are updated. Some classical and modern rules include:

- **Hebbian Rule:** “Neurons that fire together, wire together.” If two neurons are activated simultaneously, the connection between them is strengthened.
- **Perceptron Learning Rule:** Used in single-layer perceptrons. Weights are updated based on the error in output.
- **Delta Rule (Widrow-Hoff Rule):** Updates weights proportionally to the input and error.
- **Backpropagation Algorithm:** Widely used in multilayer perceptrons. Adjusts weights to minimize the loss function using gradients.

### 3.2.6 Generalization, Overfitting, and Underfitting

Effective learning is not just about minimizing the error on the training set. A good model should generalize well to unseen data.

- **Overfitting:** The network memorizes training data but performs poorly on new data.
- **Underfitting:** The network is too simple and fails to capture the patterns in the data.

**Techniques to Improve Generalization:**

- **Regularization (L1/L2):** Penalizes large weights to keep the model simple.
- **Dropout:** Randomly disables neurons during training to prevent co-adaptation.
- **Early Stopping:** Stops training when performance on validation data starts to degrade.
- **Data Augmentation:** Enhances training data by creating modified versions of input samples.

### 3.2.8 Real-World Applications of ANN Learning

Learning in ANNs is critical for numerous applications:

- **Medical Diagnosis:** Learning from patient data to detect diseases.
- **Speech and Image Recognition:** Understanding spoken language or recognizing objects in images.
- **Finance:** Predicting stock trends or credit scoring.
- **Autonomous Vehicles:** Learning to drive safely through sensor data.
- **Natural Language Processing (NLP):** Learning to understand, generate, and translate human languages.

Learning in Artificial Neural Networks is the core process that transforms a simple mathematical structure into a powerful decision-making system. Whether through supervised, unsupervised, or reinforcement paradigms, ANNs adjust their weights and biases using error-driven mechanisms like backpropagation and gradient descent. The goal is to build models that generalize well and can solve complex real-world problems. As research in deep learning and neural networks advances, the mechanisms of learning are becoming more refined, scalable,

and effective, powering the next generation of intelligent systems in medicine, transportation, communication, and beyond.

---

### 3.3 McCulloch-Pitts Neuron (MP Neuron Model)

---

The McCulloch-Pitts neuron model, developed in 1943 by **Warren McCulloch** and **Walter Pitts**, is one of the earliest conceptual models for artificial neurons. It laid the foundation for the field of neural networks and computational neuroscience.

#### Structure

The MP neuron is a **simplified mathematical model** of a biological neuron. It consists of:

- **Inputs** ( $x_1, x_2, \dots, x_n$ ): Binary values (0 or 1)
- **Weights** ( $w_1, w_2, \dots, w_n$ ): Fixed values (initially 1)
- **Summation Function**: Computes the weighted sum of inputs.
- **Threshold** ( $\theta$ ): A fixed value against which the sum is compared.
- **Activation Function**: A step function that returns 1 if the sum is  $\geq \theta$ , otherwise 0.

This is a **threshold logic unit** (TLU) that models **binary decision-making**.

#### Example: OR Function

$x_1$	$x_2$	Output
0	0	0
0	1	1
1	0	1
1	1	1

Let  $\theta = 1$ . If the input sum  $\geq 1$ , the output is 1; else 0. The MP neuron replicates the OR gate.

#### Limitations

- Only works for **linearly separable problems**.
- Does not support **learning**; weights are fixed.
- No support for continuous values or complex logic like XOR.

Despite its simplicity, the MP neuron remains historically significant for introducing the concept of neurons as computational units.

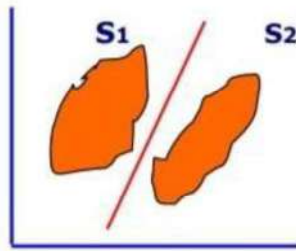
---

### 3.4 Concept of Linear Separability

---

Linear separability is a **core concept** in the theory of neural networks, especially when evaluating what kind of problems a given architecture can solve.

A dataset is **linearly separable** if there exists a straight line (2D), plane (3D), or hyperplane (n-D) that can completely separate the classes without error.



**Fig : Linear Separable Patterns**

Formally, classes A and B are linearly separable if there exists a vector  $\mathbf{w}$  and a scalar  $b$  such that:

- For all  $x \in A$ :  $\mathbf{w} \cdot x + b > 0$
- For all  $x \in B$ :  $\mathbf{w} \cdot x + b < 0$

#### Examples

- **AND/OR functions** are linearly separable.
- **XOR function** is **not linearly separable**.

This implies that models like the **MP neuron** or the **single-layer perceptron** can solve problems like AND/OR but fail with XOR.

#### Geometric Illustration

Consider plotting the AND function in 2D space. A straight line can separate the (1,1) class from all others. In XOR, no straight line exists that can separate the positive outputs from the negatives.

Linear separability defines the **capability** of models like perceptrons. To solve **non-linear problems**, more complex models with hidden layers (e.g., MLPs) are required.

---

### 3.5 Hebb Network

---

The **Hebb network** is based on **Hebbian learning**, proposed by psychologist **Donald Hebb** in 1949. The core principle is “**cells that fire together wire together.**”

#### Learning Rule

The **Hebbian learning rule** updates the weight  $w_{ij}$  between two neurons  $i$  and  $j$  as:

$$\Delta w_{ij} = \eta x_i y_j$$

Where:

- $\eta$  is the learning rate,
- $x_i$  is the input activation,
- $y_j$  is the output activation.

This implies that if both pre-synaptic and post-synaptic neurons are active, the connection between them is strengthened.

### Network Structure

- **Feedforward** or **associative memory-based**.
- Often used for **pattern recognition** and **associative learning**.
- Typically **unsupervised**.

### Limitations

- Cannot handle negative correlations (i.e., weaken connections).
- Susceptible to weight saturation.
- Not optimal for complex classification.

Despite its limitations, Hebb's rule forms the **biological basis** of learning mechanisms in modern AI systems.

---

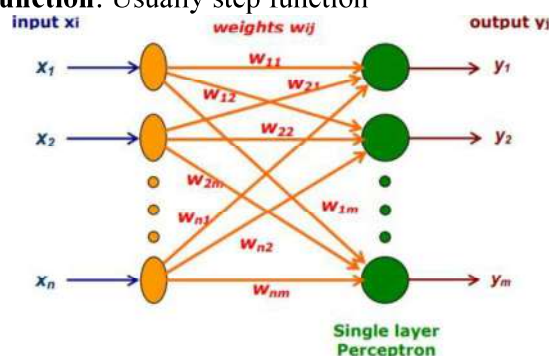
## 3.6 Perceptron Network

---

The **Perceptron**, introduced by **Frank Rosenblatt** in 1958, was the first **trainable neural model**. It addresses the limitations of the MP neuron by incorporating **learning**.

### Architecture

- **Inputs:**  $x_1, x_2, \dots, x_n$
- **Weights:**  $w_1, w_2, \dots, w_n$
- **Summation unit:** Computes  $net = \sum x_i w_i$
- **Threshold or bias**
- **Activation Function:** Usually step function



$$y = f(\text{net} + b) = \begin{cases} 1 & \text{if } \text{net} + b \geq 0 \\ 0 & \text{otherwise} \end{cases}$$

### Learning Rule (Perceptron Rule)

$$w_i(t+1) = w_i(t) + \eta(d - y)x_i$$

- $\eta$  is the learning rate
- $d$  is the desired output
- $y$  is the actual output

### Algorithm

1. Initialize weights and bias.
2. For each training example, compute output.
3. Update weights based on error.
4. Repeat until convergence.

### Strengths

- Can **learn** linearly separable patterns.
- **Fast convergence** for simple tasks.

### Weaknesses

- Fails with **non-linearly separable** problems like XOR.
- Only supports **binary classification**.

The perceptron laid the foundation for supervised learning and inspired multilayer models.

---

## 3.7 Adaptive Linear Neuron (ADALINE)

---

**ADALINE** (Adaptive Linear Neuron), developed by **Bernard Widrow and Ted Hoff** in 1960, is a refinement of the perceptron. Unlike perceptrons, ADALINE uses a **linear activation function** for training and is based on the **least mean square (LMS)** error minimization.

### Architecture

- Inputs:  $x_1, x_2, \dots, x_n$
- Weights:  $w_1, w_2, \dots, w_n$
- Output:  $y = \sum w_i x_i + b$
- Activation: Linear (during training), threshold (during testing)

ADALINE uses the **continuous output** during training, allowing **gradient-based optimization**.

### 3.7.1 Training Algorithm (LMS Rule)

ADALINE minimizes the error using the **Least Mean Squares (LMS)** rule:

#### Error Function

$$E = \frac{1}{2} (d - y)^2$$

Where:

- $d$  is the desired output
- $y$  is the actual output

#### Weight Update Rule

$$w_i(t+1) = w_i(t) + \eta (d - y) x_i$$

The error  $(d - y)$  is used directly (not a thresholded output), which enables smoother convergence and is effective for **regression** tasks as well.

#### Training Steps

1. Initialize weights and bias.
2. For each training input:
  - Compute output  $y$
  - Calculate error  $e = d - y$
  - Update weights using LMS rule
3. Repeat for multiple epochs until error is minimized.

### 3.7.2 Testing Algorithm

During testing, ADALINE uses a **step function** to convert the linear output into binary classification:

$$f(y) = \begin{cases} 1 & \text{if } y \geq 0 \\ 0 & \text{if } y < 0 \end{cases}$$

#### Steps

1. Input new test vector  $x$
2. Compute output:  $y = \sum w_i x_i + b$
3. Classify based on threshold

Testing is fast since it only involves a linear combination and a comparison.

---

## 3.8 Multiple Adaptive Linear Neuron (MADALINE)

---

**MADALINE** stands for **Multiple ADALINE** units arranged in layers. It was also developed by **Widrow and Hoff** as an extension to solve **non-linearly separable** problems like XOR.

**Architecture**

- **Input layer:** Receives external data
- **Hidden layer:** Consists of multiple ADALINE units
- **Output layer:** Final decision based on hidden layer outputs

Each ADALINE unit in the hidden layer is trained using the LMS algorithm.

**Learning Algorithm**

- **MADALINE Rule I:** A heuristic method where only weights of units that contribute to errors are adjusted.
- **MADALINE Rule II (MR-II):** Updates weights only if it **reduces overall network error**, making it more stable.

**Advantages**

- Capable of learning **non-linear** boundaries
- Employs **supervised learning**
- A precursor to **modern multilayer perceptrons**

**Example: Solving XOR**

MADALINE uses multiple ADALINEs in hidden layers to transform the XOR input space into a form that is linearly separable at the output layer.

The evolution from **McCulloch-Pitts neurons** to **MADALINE** illustrates the growing sophistication in neural network models. While early models could only handle linearly separable problems, advancements like ADALINE and MADALINE introduced learning capabilities and multi-layered architectures to handle complex, real-world classification tasks.

Model	Supports Learning	Handles Non-Linearity	Activation During Training
MP Neuron	No	No	Threshold
Hebb Network	Yes (unsupervised)	Limited	None/Correlation-based
Perceptron	Yes	No	Step Function
ADALINE	Yes	No	Linear
MADALINE	Yes	Yes	Linear in layers

These foundational models underpin today’s deep learning systems, and understanding them is key to grasping how neural computation evolved from theory to practical applications like image recognition, NLP, and autonomous systems.

## **Multiple Choice Questions**

**1. What is the primary inspiration behind Artificial Neural Networks (ANNs)?**

- A) Traditional computational models
- B) Biological neural networks
- C) Quantum computing principles
- D) Rule-based expert systems

**2. Which of the following is NOT a characteristic of artificial neural networks?**

- A) Ability to learn and generalize from datasets
- B) Processing elements operate independently without interconnections
- C) Composed of computational elements arranged in a network
- D) Information is stored in weighted connections

**3. In biological neural networks, which component is responsible for transmitting electrical impulses from the soma to other neurons?**

- A) Dendrites
- B) Synapse
- C) Axon
- D) Nucleus

**4. Which of the following learning types in ANNs requires a teacher or supervisor to minimize errors?**

- A) Unsupervised learning
- B) Supervised learning
- C) Reinforcement learning
- D) Hebbian learning

**5. What is the role of the activation function in an artificial neuron?**

- A) To store and update the connection weights
- B) To compute the net input to the neuron
- C) To transform the input into an output signal
- D) To randomly initialize the neuron's parameters

**6. Which of the following is a fundamental component of the McCulloch-Pitts (MP) neuron model?**



- A) Variable threshold and adaptive weights
- B) Non-linear activation functions
- C) Fixed threshold and binary activation
- D) Reinforcement learning-based weight adjustment

**7. What is the concept of linear separability in ANNs?**

- A) The ability of a neural network to distinguish between different input patterns
- B) The capacity to learn from labeled datasets
- C) The ability to separate classes of data using a decision boundary line
- D) The capability to process non-linearly separable functions

---

### ***3.9 Check Your Progress***

---

- 1- Answer: B) Biological neural networks
- 2- Answer: B) Processing elements operate independently without interconnections
- 3- Answer: C) Axon
- 4- Answer: B) Supervised learning
- 5- Answer: C) To transform the input into an output signal
- 6- Answer: C) Fixed threshold and binary activation
- 7- Answer: C) The ability to separate classes of data using a decision boundary line

---

### ***3.10 Model Questions***

---

Define the term Artificial Neural Network.

- 2. List and explain the main components of biological neuron.
- 3. Mention the characteristics of an artificial neural network.
- 4. Compare the similarities and differences between biological and artificial neuron.
- 5. What are the basic models of an artificial neural network?
- 6. List and explain the commonly used activation functions.
- 7. Define the following
  - a. Weights
  - b. Bias
  - c. Threshold
  - d. Learning rate
- 8. Write a short note on McCulloch Pitts Neuron model.

9. Discuss about the concept of liner separability.
10. State the training algorithm used for the Hebb learning networks.
11. Explain perceptron network.
12. What is Adaline? Draw the model of an Adaline network.
13. How is Madaline network formed?

---

### ***3.11 References***

---

1. “Principles of Soft Computing”, by S.N. Sivanandam and S.N. Deepa, 2019, Wiley Publication, Chapter 2 and 3
2. <http://www.sci.brooklyn.cuny.edu/> (Artificial Neural Networks, Stephen Lucci PhD)
3. Related documents, diagrams from blogs, e-resources from RC Chakraborty lecture notes and tutorialspoint.com.

# **Unit 4 Supervised Learning Network II And Associative Memory Network**

## **4.0 Learning Objectives**

### **4.1 Backpropagation Network**

### **4.2 Radial Basis Function (RBF) Network**

### **4.3 Time Delay Neural Network (TDNN)**

### **4.4 Functional Link Network (FLN)**

### **4.5 Tree Neural Network (TNN)**

### **4.6 Wavelet Neural Network (WNN)**

### **4.7 Overview of Associative Memory**

### **4.8 Training Algorithms for Pattern Association in Associative Memory Networks**

#### **4.8.1 Auto-Associative Memory Network**

#### **4.8.2 Hetero associative Memory Network**

#### **4.8.3 Bidirectional Associative Memory (BAM)**

#### **4.8.4 Hopfield Networks**

#### **4.8.5 Iterative Associative Memory Network**

#### **4.8.6 Temporal Associative Memory Network**

### **4.9 Check Your Progress**

### **4.10 Model Questions**

### **4.11 References and Further Readings**

---

## ***4.0 Learning Objectives***

---

Learning Objectives of this unit are:

1. Understand the need for advanced neural network architectures beyond traditional MLPs.
2. Explore the structure and working of Backpropagation Networks.
3. Learn the principles and applications of Radial Basis Function (RBF) Networks.
4. Analyze Time Delay Neural Networks (TDNNs) for time-series data processing.
5. Study Functional Link Networks and their role in extending linear models.

6. Examine Tree Neural Networks and Wavelet Neural Networks for hierarchical and localized feature learning.
7. Gain an overview of Associative Memory and its role in pattern recognition and recall.

---

## 4.1 Backpropagation Network

---

Backpropagation Network (BPN) is the cornerstone of supervised learning in artificial neural networks. It trains multilayer networks using a method based on the gradient descent algorithm to minimize the error between actual and target outputs. This model popularized deep learning and laid the foundation for more advanced architectures.

### Architecture

BPN typically consists of:

- **Input Layer:** Receives input features.
- **Hidden Layers:** Process information using activation functions.
- **Output Layer:** Produces final results.

All layers are fully connected, and non-linear functions like sigmoid or ReLU introduce learning capabilities beyond linear models.

### Learning Process

The training process involves two main phases:

1. **Forward Propagation:** Inputs are passed through the network layer-by-layer to compute the predicted output.
2. **Backward Propagation:** The prediction error is propagated backward to adjust the weights.

### Mathematical Representation

Let  $E$  be the error function and  $w$  the weights, then:

$$w_{\text{new}} = w_{\text{old}} - \eta \cdot \frac{\partial E}{\partial w} \quad w_{\text{new}} = w_{\text{old}} - \eta \cdot \frac{\partial E}{\partial w}$$

Where  $\eta$  is the learning rate.

### Features and Challenges

- **Strengths:** Highly flexible, widely applicable, can approximate any continuous function.
- **Challenges:** Susceptible to overfitting, local minima, and computationally expensive training.

---

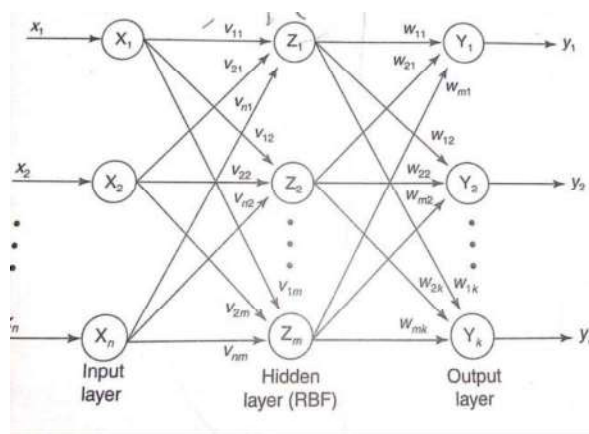
## 4.2 Radial Basis Function (RBF) Network

---

RBF Networks use radial basis functions as activation functions and are generally applied to function approximation and classification problems. They offer a faster alternative to traditional BPNs in many cases.

### Network Components

- **Input Layer:** For receiving features.
- **Hidden Layer:** Applies RBFs like the Gaussian function.
- **Output Layer:** Produces weighted sums of hidden neuron outputs.



**Fig: Architecture of Radial Basis functions**

### Gaussian Activation Function

$$\phi(x) = \exp\left[-\frac{(x-c)^2}{2\sigma^2}\right] \quad \phi(x) = \exp\left[-\frac{(x-c)^2}{2\sigma^2}\right]$$

Where:

- $c$  = center of the function
- $\sigma$  = width (spread)

### Training Procedure

1. **Select centers** using clustering (e.g., K-means).
2. **Calculate activations** based on RBFs.
3. **Determine output weights** using linear regression.

### Merits and Limitations

- **Merits:** Fast convergence, easy interpretation, ideal for smaller datasets.
- **Limitations:** Poor generalization with high-dimensional inputs, sensitive to center selection.

---

### ***4.3 Time Delay Neural Network (TDNN)***

---

TDNNs are designed to handle time-dependent or sequential data by incorporating temporal delays in the input layer. They are considered precursors to recurrent neural networks and are effective in capturing short-term dependencies.

#### **Network Design**

- **Time Delay Input Units:** Capture past input data within a sliding window.
- **Shared Weights:** Improve generalization over time sequences.
- **Feedforward Architecture:** Maintains forward-only connections, simplifying training.

#### **Application Domains**

- Speech recognition and phoneme classification.
- Temporal signal analysis.
- Gesture and activity recognition.

#### **Advantages**

- Effective at modeling time-invariant features.
- Lower training complexity compared to RNNs.

#### **Drawbacks**

- Limited temporal memory.
- Fixed input window may ignore longer dependencies.

---

### ***4.4 Functional Link Network (FLN)***

---

The Functional Link Network is a single-layer neural network that uses functional expansions to transform the input space, enabling it to solve non-linear problems without the need for hidden layers.

#### **Functional Expansion**

Input features are expanded using functions like:

- Polynomial (Chebyshev, Legendre)
  - Trigonometric (sine, cosine)
- These transformed inputs are fed into the output layer directly.

#### **Architecture**

- **Input Layer:** Original inputs + expanded features.
- **Output Layer:** Weighted summation of all inputs.

### Key Benefits

- **Simplicity:** Avoids complexities of multilayer networks.
- **Speed:** Quick training and convergence.
- **Efficiency:** Reduced number of trainable parameters.

### Shortcomings

- Choice of expansion functions significantly impacts performance.
- May overfit with excessive feature expansion.

### Application Areas

- Control systems.
- Pattern classification.
- Function fitting and regression tasks.

---

## 4.5 Tree Neural Network (TNN)

---

Tree Neural Networks extend neural networks to structured data like parse trees, making them ideal for natural language processing and structured scene interpretation.

### Structure and Flow

- **Leaf Nodes:** Initial input features.
- **Internal Nodes:** Combine information from child nodes recursively.
- **Root Node:** Contains the final representation for classification or regression.

### Popular Variants

- **Recursive Neural Networks (RvNN):** Apply the same function recursively from leaves to root.
- **Tree-LSTMs:** Use gated memory cells to handle variability in tree depth and structure.

### Applications

- Syntax and semantic parsing.
- Textual entailment and sentiment analysis.
- Scene graph analysis in vision systems.

### Pros and Cons

- **Pros:** Structure-aware learning, captures non-linear dependencies.
- **Cons:** Data-specific architecture, complex to train and implement.

---

## ***4.6 Wavelet Neural Network (WNN)***

---

Wavelet Neural Networks merge wavelet theory with neural computation, using wavelets as activation functions instead of traditional sigmoids or ReLU.

### **Why Wavelets?**

Wavelets provide time-frequency localization, making them suitable for non-stationary signals like speech, ECG, or seismic data.

### **Architecture**

- **Input Layer:** Receives raw input data.
- **Hidden Layer:** Applies wavelet transformations.
- **Output Layer:** Aggregates transformed values.

### **Wavelet Functions**

Common choices:

- Morlet
- Mexican Hat
- Daubechies

### **Advantages**

- Better localization than Fourier-based models.
- High accuracy in transient signal analysis.
- Combines statistical and deterministic pattern extraction.

### **Challenges**

- Complexity in selecting appropriate wavelet types and parameters.
- Larger computational load during training.

### **Key Applications**

- Medical signal processing (e.g., EEG/ECG).
- Audio analysis.
- Fault detection in mechanical systems.

---

## ***4.7 Overview of Associative Memory***

---

Associative memory refers to a neural model that retrieves stored data based on similarity or partial input cues, akin to how the human brain recalls related experiences or information.

### **Categories**



### 1. Autoassociative Memory:

- Recalls the same pattern from a noisy version.
- Example: Hopfield Network.

### 2. Heteroassociative Memory:

- Maps input patterns to different output patterns.
- Example: Bidirectional Associative Memory (BAM).

## Hopfield Network

- A recurrent, symmetric weight network used for autoassociative tasks.
- Operates as an energy minimization system to settle into a stable pattern.

## Energy Function

$$E = -\frac{1}{2} \sum_{i \neq j} w_{ij} s_i s_j$$

Where  $s_i$  are the states and  $w_{ij}$  are the weights.

## Bidirectional Associative Memory (BAM)

- Two-layer recurrent architecture.
- Capable of recalling in both forward and reverse directions.

## Features

- **Noise Tolerance:** Effective even with corrupted input.
- **Fast Recall:** Often converges in few iterations.

## Limitations

- Limited storage capacity.
- Vulnerable to spurious or false attractor states.

## Applications

- Face recognition systems.
- Data correction and reconstruction.
- Intelligent search and retrieval systems

Each advanced neural network model serves a specialized role in artificial intelligence:

- **Backpropagation Networks** remain foundational for deep learning tasks.
- **RBF Networks** offer quick training for interpolation and approximation.
- **TDNNs** efficiently capture short-term dependencies in temporal data.

- **FLNs** offer simplicity while handling non-linearity via functional expansion.
- **TNNs** provide a powerful means for understanding and processing structured data.
- **WNNs** uniquely combine signal processing with neural inference for transient data.
- **Associative Memories** mimic human memory by enabling intelligent recall.

Understanding these models equips researchers, developers, and engineers to choose the appropriate architecture for their specific application, improving the effectiveness and efficiency of AI-driven systems.

---

## ***4.8 Training Algorithms for Pattern Association in Associative Memory Networks***

---

Associative memory is a foundational concept in neural networks and cognitive science, representing the brain's ability to recall information based on partial or noisy inputs. In artificial intelligence and machine learning, associative memory networks emulate this capability by encoding patterns in a way that allows the system to retrieve a complete memory from a fragment or a related cue. This chapter focuses on the training algorithms used for different types of pattern association networks—exploring both auto associative and hetero associative memory architectures.

We will explore six types of associative memory models, namely: Auto associative Memory Networks, Hetero associative Memory Networks, Bidirectional Associative Memory (BAM), Hopfield Networks, Iterative Auto associative Memory Networks, and Temporal Associative Memory Networks. Each model offers unique mechanisms for storing and retrieving information, and their training algorithms are tailored to the structure and purpose of the network.

### **4.8.1 Auto-Associative Memory Network**

An Auto Associative Memory Network is a type of neural architecture in which the input and output patterns are identical. The objective is to retrieve a complete pattern even when only a portion is presented. These networks are highly useful in noise reduction, pattern completion, and error correction.

#### **Training Algorithm**

The training of auto associative networks typically involves Hebbian learning—a biologically inspired mechanism that updates synaptic weights based on the co-activation of neurons. For a network storing  $p$  binary patterns  $\{X_1, X_2, \dots, X_p\}$ , each of length  $n$ , the weight matrix  $W$  is calculated using:

$$W = \sum_{k=1}^p X_k (X_k)^T$$

This means the outer product of each pattern with itself is computed and then summed. The diagonal elements of the weight matrix (i.e.,  $w_{ii}$ ) are typically set to zero to avoid self-feedback.

## Pattern Recall

To retrieve a stored pattern, the network is presented with an input vector  $XX$ , which may be noisy or incomplete. The new output is computed as:

$$Y = \text{sign}(WX)$$

If the network is well-trained and not overloaded with patterns, the recalled pattern  $YY$  closely matches the original input pattern  $XX$ .

### 4.8.2 Hetero associative Memory Network

In contrast to auto associative networks, hetero associative networks store associations between pairs of different input and output patterns. These models are crucial for tasks like translation, coding, and multi-modal data retrieval, where an input in one form maps to an output in another.

#### Training Algorithm

Training follows a similar outer-product learning rule. If we have input patterns  $X^k$  and corresponding target output patterns  $Y^k$ , the weight matrix  $W$  is computed as:

$$W = \sum_{k=1}^p Y^k (X^k)^T$$

This establishes a transformation between the input and output spaces. The resultant weight matrix  $W$  can then be used to generate output from any new or noisy input using:

$$\hat{Y} = W\hat{X}$$

Here,  $\hat{Y}$  is the network's output vector for input  $\hat{X}$ , which should approximate the stored output pattern  $Y$ .

#### Applications and Considerations

Hetero associative networks are often implemented in linguistic tasks, where a word in one language (input) is associated with its counterpart in another language (output). These models can be expanded to nonlinear mappings using multilayer networks or kernelized techniques.

### 4.8.3 Bidirectional Associative Memory (BAM)

Developed by Bart Kosko, the Bidirectional Associative Memory is an extension of the hetero associative model. Unlike one-way association models, BAM allows information to be retrieved in both directions—from input to output and from output to input. This bidirectionality makes BAM particularly powerful for robust memory recall and error correction.

#### Architecture

BAM consists of two layers: input layer  $XX$  and output layer  $YY$ , connected via a symmetric weight matrix. Unlike traditional feedforward models, BAM employs a feedback loop between these layers. Once initialized, the system iteratively updates both  $XX$  and  $YY$  until it reaches a stable state.

### Training Algorithm

Given  $p$  input-output pairs  $\{(X_1, Y_1), \dots, (X_p, Y_p)\}$ , the BAM weight matrix is computed as:

$$W = \sum_{k=1}^p Y^k (X^k)^T$$

Note that this matrix is not symmetric initially. A symmetric form can be created using:

$$W_{\text{symmetric}} = \begin{bmatrix} 0 & W \\ W^T & 0 \end{bmatrix}$$

### Recall Process

Starting with an input  $X^0$ , the network updates as follows:

$$Y^{t+1} = \text{sign}(W X^t), X^{t+1} = \text{sign}(W^T Y^{t+1}) \quad \text{quad} \quad X^{t+1} = \text{sign}(W^T Y^{t+1})$$

This process continues until convergence. BAM is guaranteed to reach a stable state due to the underlying energy function, though that state may not always correspond to the correct memory if the pattern space is overcrowded.

## 4.8.4 Hopfield Networks

The Hopfield Network, proposed by John Hopfield, is one of the most influential models of associative memory. It is a fully connected, recurrent neural network that stores information as attractors in an energy landscape. The primary strength of the Hopfield Network lies in its binary threshold units and its ability to converge to stored patterns from partial or noisy inputs.

### Architecture

Hopfield Networks are autoassociative and symmetric, with weights  $w_{ij} = w_{ji}$  and no self-connections ( $w_{ii} = 0$ ). The network operates in either synchronous or asynchronous mode, updating the state of each neuron based on the weighted sum of its inputs.

### Training Algorithm

Like other associative models, Hopfield Networks use Hebbian learning:

$$w_{ij} = \frac{1}{n} \sum_{k=1}^p x_i^k x_j^k$$

Here,  $x_i^k$  and  $x_j^k$  are elements of the  $k$ -th pattern. The weights are normalized by the pattern length  $n$  to avoid saturation.

### Pattern Retrieval

Once trained, the network uses energy minimization to recall a stored pattern. The energy function is defined as:

$$E = -\frac{1}{2} \sum_{i,j} w_{ij} x_i x_j$$

The network updates nodes until it reaches a local minimum in the energy landscape, which corresponds to one of the stored patterns. Hopfield Networks are powerful for storage and recall but are limited in capacity—able to store approximately  $0.15n$  patterns reliably for an  $n$ -neuron network.

#### 4.8.5 Iterative Associative Memory Network

The Iterative Auto associative Memory Network is a refinement of the standard auto associative model. While traditional networks might perform a single feedforward recall, iterative models use repeated cycles of updates to gradually refine the recalled pattern, enhancing stability and resistance to noise.

##### Training Mechanism

The initial training follows Hebbian learning, similar to basic autoassociative memory:

$$W = \sum_{k=1}^p X_k(X_k)^T$$

However, during recall, the network does not stop after a single computation of  $Y = WX$ . Instead, it enters a loop:

$$X_{t+1} = \text{sign}(WX_t)$$

This iterative process continues until convergence is reached, typically when  $X_{t+1} = X_t$ . This ensures that even if the initial input is significantly distorted, the network can "correct" it over multiple iterations, converging to the nearest stored pattern.

##### Advantages

This model is especially robust in scenarios with high noise levels or partial data loss. It acts like a digital filter, gradually suppressing errors and amplifying correct associations with each iteration. However, like Hopfield Networks, iterative models risk converging to spurious or mixed states if the network is overloaded with too many patterns.

#### 4.8.6 Temporal Associative Memory Network

Temporal Associative Memory Networks extend the associative paradigm to sequences and time-dependent data. Instead of storing static input-output pairs, these models learn associations across time steps, making them suitable for predicting time series, modeling biological neural systems, and simulating cognitive behaviors like remembering song lyrics or procedural tasks.

##### Architecture and Function

Temporal memory networks store patterns in a sequential chain, where each pattern  $X_t$  is associated with the next one  $X_{t+1}$ . The network learns to predict or transition from one state to another, effectively capturing temporal dynamics.

The training process involves defining a set of transitions:

$$W = \sum_{t=1}^{p-1} X_{t+1}(X_t)^T$$

This creates a weight matrix that encodes how the system evolves over time. During recall, given an initial input  $X^1$ , the next pattern is computed using:

$$X_{t+1} = WX_tX^{t+1} = WX^t$$

This process continues iteratively, generating an entire sequence.

## Applications

Temporal associative networks have been applied in control systems, speech recognition, and neural simulations of memory processes. They can also be combined with recurrent architectures to enhance memory capacity and time-based learning.

Associative memory networks offer a biologically inspired solution to pattern storage and recall. Each type of network—be it autoassociative, heteroassociative, bidirectional, or temporal—presents unique training algorithms tailored to their structure and function. Hebbian learning forms the theoretical backbone for most of these algorithms, emphasizing co-activation as the key to memory formation.

From Hopfield's energy-based convergence to BAM's bidirectional recall and temporal networks' sequence modeling, these networks exhibit the rich diversity and adaptability of neural computing. While modern deep learning approaches dominate the AI landscape, associative memory models remain critical in scenarios requiring fast, interpretable, and robust pattern recall. They continue to inspire advancements in fields such as neuroscience, robotics, and human-computer interaction.

## Multiple Choices Questions

**1. Which of the following neural networks is best suited for time-series prediction problems?**

- A) Backpropagation Network
- B) Radial Basis Function Network
- C) Time Delay Neural Network
- D) Functional Link Neural Network

**2. What is the primary activation function used in Radial Basis Function (RBF) networks?**

- A) Sigmoid function
- B) Hyperbolic tangent
- C) Gaussian function
- D) ReLU function

**3. Which architecture extends the capabilities of single-layer networks by enhancing input features using nonlinear functions?**

- A) Functional Link Neural Network
- B) Wavelet Neural Network

- C) Tree Neural Network
- D) Time Delay Neural Network

**4. Tree Neural Networks are particularly effective for which type of data?**

- A) Sequential data
- B) Time-series data
- C) Hierarchical or structured data
- D) Flat tabular data

**5. Which of the following networks uses wavelet functions in place of traditional activation functions?**

- A) Functional Link Neural Network
- B) Wavelet Neural Network
- C) Backpropagation Network
- D) Tree Neural Network

**6. In a standard Backpropagation Network, how are errors propagated?**

- A) Forward from input to output
- B) Randomly in all directions
- C) Backward from output to input
- D) Across hidden layers only

**7. Which network type is designed to memorize associations between input and output patterns directly, rather than learning weights through gradient descent?**

- A) Time Delay Neural Network
- B) Associative Memory Network
- C) Radial Basis Function Network
- D) Functional Link Neural Network

**8. What is a major advantage of Radial Basis Function Networks over traditional multilayer perceptrons (MLPs)?**

- A) Requires more training data
- B) Slower training process
- C) Faster convergence and better handling of localized data
- D) No need for hidden layers

**9. Which neural network type incorporates delay elements to account for temporal dependencies in input data?**

- A) Functional Link Neural Network
- B) Time Delay Neural Network
- C) Tree Neural Network
- D) Wavelet Neural Network

**10. Associative memory models can be classified into which two main categories?**

- A) Feedforward and Feedback
- B) Supervised and Unsupervised
- C) Auto associative and Hetero associative
- D) Static and Dynamic

---

### ***Check Your Progress***

---

**Answer:** C) Time Delay Neural Network

**Answer:** C) Gaussian function

**Answer:** A) Functional Link Neural Network

**Answer:** C) Hierarchical or structured data

**Answer:** B) Wavelet Neural Network

**Answer:** C) Backward from output to input

**Answer:** B) Associative Memory Network

**Answer:** C) Faster convergence and better handling of localized data

**Answer:** B) Time Delay Neural Network

**Answer:** C) Auto associative and Hetero associative

---

### ***Model Questions***

---

1. Explain the architecture and working principle of a Time Delay Neural Network (TDNN). How does it handle temporal data compared to traditional MLPs?
2. Discuss the role of the Gaussian function in Radial Basis Function (RBF) Networks. Why is it effective for pattern classification?
3. Describe the main features of Functional Link Neural Networks (FLNN). How do they enhance the representation power of single-layer networks?
4. Compare and contrast Backpropagation Networks with Wavelet Neural Networks in terms of architecture, training, and applications.
5. What are Tree Neural Networks and in which scenarios are they particularly useful? Provide an example where this architecture outperforms traditional networks.
6. Define Associative Memory in neural networks. Differentiate between Auto associative and Hetero associative memory with appropriate examples.
7. How do Wavelet Neural Networks combine wavelet theory with neural computation? Discuss their advantages and potential limitations.

---

### ***References and Further Readings***

---

- <https://deepai.org/machine-learning-glossary-and-terms/neural-network>



- <https://www.javatpoint.com/bayesian-belief-network-in-artificial-intelligence>
- <https://www.javatpoint.com/probabilistic-reasoning-in-artificial-intelligence#:~:text=Probabilistic%20reasoning%20is%20a%20way,logic%20to%20handle%20the%20uncertainty>
- <https://www.geeksforgeeks.org/clustering-in-machine-learning/>
- <https://www.javatpoint.com/classification-algorithm-in-machine-learning>
- <https://www.geeksforgeeks.org/genetic-algorithms/>

# Unit 5 Unsupervised Learning

## 5.0 Learning Objectives

### *5.1 Introduction to Unsupervised learning*

### *5.2 Fixed Weight Competitive Networks*

### *5.3 Kohonen Self-Organizing Feature Maps (SOMs)*

### *5.4 Learning Vector Quantization (LVQ)*

### *5.5 Counter propagation Networks*

### *5.6 Adaptive Resonance Theory (ART) Networks*

### *5.7 Check Your Progress*

### *5.8 Model Questions*

### *5.9 References and Further Readings*

---

## **5.0 Learning Objectives**

---

Learning Objectives of this unit are:

1. Understand the concept and purpose of unsupervised learning.
2. Learn the structure and function of fixed weight competitive networks.
3. Explore the working of Kohonen Self-Organizing Maps (SOMs).
4. Study Learning Vector Quantization (LVQ) and its applications.
5. Understand the architecture of Counterpropagation Networks.
6. Analyze Adaptive Resonance Theory (ART) Networks and their stability-plasticity trade-off.
7. Review and assess knowledge through progress checks and model questions.

---

## **5.1 Introduction to Unsupervised learning**

---

Unsupervised learning is one of the foundational paradigms of machine learning. Unlike supervised learning, where input data is paired with corresponding labels, unsupervised learning involves training algorithms on data **without any explicit labels or outputs**. The goal

is to uncover the underlying structure or distribution in data, detect patterns, and group similar data points.

This approach is essential when labels are expensive or impossible to obtain, such as in customer segmentation, document clustering, genetic data analysis, and anomaly detection.

In neural networks, several architectures have been developed to facilitate unsupervised learning. The most prominent include:

1. **Fixed Weight Competitive Networks**
2. **Kohonen Self-Organizing Feature Maps (SOMs)**
3. **Learning Vector Quantization (LVQ)**
4. **Counterpropagation Networks**
5. **Adaptive Resonance Theory (ART) Networks**

Let's explore each in detail.

---

## ***5.2 Fixed Weight Competitive Networks***

---

Fixed Weight Competitive Networks represent the simplest form of competitive learning models. The main idea is **competition among neurons**: when an input is presented, only one neuron in the output layer becomes active—the one whose weight vector is most similar to the input vector.

### **Network Structure**

- **Input Layer:** Receives the feature vector.
- **Output Layer:** Each neuron in this layer is associated with a reference vector or weight vector.
- **Connections:** Fully connected from input to output, with **fixed** weights (no learning after initialization).

### **Working Mechanism**

1. **Compute Similarity:** Calculate similarity (often Euclidean distance or dot product) between input vector and each neuron's weight vector.
2. **Determine Winner:** The neuron whose weight vector is closest to the input is declared the **winning neuron**.
3. **Output:** Only the winning neuron is activated (others stay inactive).

Suppose we are trying to categorize fruits based on size and sweetness. Each fruit (apple, orange, banana) is represented by a 2D input vector. The network, with 3 output neurons (one for each fruit), assigns each fruit to the neuron whose weight vector most closely resembles the fruit's attributes.

## Strengths

- Simple and fast.
- Efficient for small-scale clustering tasks.
- Easy to implement and interpret.

## Limitations

- **Static behavior:** Once initialized, weights do not adapt.
- Poor generalization to new data unless retrained.
- No learning phase; sensitive to how weights are initialized.

---

## 5.3 Kohonen Self-Organizing Feature Maps (SOMs)

---

SOMs, developed by Teuvo Kohonen, are **unsupervised, competitive neural networks** used for clustering, visualization, and feature mapping. They map high-dimensional data into a low-dimensional (typically 2D) grid of neurons while preserving the topological properties of the data.

### Key Concepts

- Each neuron has a **weight vector** of the same dimension as the input data.
- Neurons are organized in a 2D grid.
- Input patterns that are **similar** activate nearby neurons on the grid, creating a **topological map**.

### Training Process

1. **Initialize Weights** randomly or using PCA.
2. For each input vector:
  - Compute the **Best Matching Unit (BMU)**: the neuron whose weight vector is closest to the input.
  - Update the BMU and its **neighboring neurons** to make their weights more like the input:

$$w_i(t+1) = w_i(t) + \alpha(t) \cdot h_{ci}(t) \cdot (x(t) - w_i(t))$$
$$w_{i(t+1)} = w_{i(t)} + \alpha(t) \cdot h_{\{ci\}}(t) \cdot (x(t) - w_{i(t)})$$

- $\alpha(t)$ : Learning rate (decreases over time)
- $h_{\{ci\}}(t)$ : Neighborhood function centered at the BMU

3. **Decay Learning Rate and Neighborhood Size** gradually during training to fine-tune the map.

### Applications

- Customer segmentation in marketing
- Document and news article clustering
- Gene expression data visualization
- Intrusion detection in cybersecurity

### Strengths

- Excellent for **visualizing high-dimensional data**.
- Preserves spatial relations of input vectors.
- Useful for **non-linear** data organization.

### Challenges

- Sensitive to initial parameters.
- Training can be computationally intensive.
- Choosing the right map size and learning rate schedule is non-trivial.

---

## 5.4 Learning Vector Quantization (LVQ)

---

LVQ is a **supervised** learning algorithm that enhances unsupervised SOMs by incorporating class label information. It learns to **classify** input data using prototype vectors for each class.

Each class is represented by a number of **codebook vectors** (prototypes). These are adjusted during training to better match the distribution of the input data from that class.

### Training Algorithm

1. For each labeled input vector  $x$ :
  - Find the closest codebook vector  $w$  (usually via Euclidean distance).
  - If  $w$  has the **same label** as  $x$ , move it **towards**  $x$ :

$$w = w + \alpha(t)(x - w)$$

- If  $w$  has a **different label**, move it **away** from  $x$ :

$$w = w - \alpha(t)(x - w)$$

2. Reduce learning rate  $\alpha(t)$  over time.

In a medical diagnosis system, suppose we want to classify patients as diabetic or non-diabetic based on glucose level, BMI, and age. LVQ will use prototypes representing each class and learn to associate incoming patient data with the correct class through iterative adjustments.

### Advantages

- Intuitive and interpretable model.
- Efficient and relatively fast for small datasets.
- Uses label information for more accurate classification.

### Limitations

- Struggles with complex, non-linear decision boundaries.
- Choice of initial prototypes affects performance.
- May require multiple runs with different seeds.

---

## 5.5 Counter propagation Networks

---

Counter propagation Networks (CPNs) integrate the benefits of **unsupervised learning** and **supervised learning** by combining a Kohonen layer and a Grossberg layer. CPNs are useful when you need to **map inputs to outputs** using both clustering and association.

### Architecture

1. **Input Layer:** Accepts raw input vectors.
2. **Kohonen Layer:** Performs competitive learning to categorize input vectors.
3. **Grossberg Layer:** Uses supervised learning to associate categories with target outputs.

### Two-Phase Training

- **Phase 1 (Unsupervised):** The Kohonen layer forms a self-organizing map of the input space.
- **Phase 2 (Supervised):** The Grossberg layer learns to map each cluster formed in Phase 1 to an output using delta rule or Hebbian learning.

Suppose we want to build a weather prediction system that maps sensor data to a weather condition (e.g., sunny, rainy, cloudy). The Kohonen layer clusters the sensor data patterns, while the Grossberg layer learns to associate those clusters with corresponding weather conditions.

### Advantages

- Quick convergence due to parallel learning.
- Efficient in both clustering and output mapping.
- Well-suited for associative mapping tasks.

### Disadvantages

- Not ideal for highly non-linear relationships.

- Needs careful tuning between unsupervised and supervised phases.
- Requires both labeled and unlabeled data.

---

## 5.6 Adaptive Resonance Theory (ART) Networks

---

ART networks, developed by Stephen Grossberg and Gail Carpenter, solve a critical issue in neural learning: the **stability-plasticity dilemma**. They aim to learn new patterns **without forgetting** old ones, a challenge for most neural architectures.

### Core Concepts

- ART networks **dynamically form clusters** based on a similarity measure.
- If a new input is too different from any existing category (as judged by the **vigilance parameter**), a new category is created.
- This allows **incremental, stable learning**.

### Components

- **F1 Layer**: Processes the input and compares it with categories.
- **F2 Layer**: Stores learned categories (also called recognition layer).
- **Gain control & reset mechanism**: Ensures only matching categories are updated.

### Vigilance Parameter $\rho$

- Controls the similarity threshold for categorization.
- High  $\rho$ : More categories, fine distinctions (less generalization).
- Low  $\rho$ : Fewer categories, more generalization.

### Variants

- **ART1**: For binary inputs.
- **ART2**: For continuous inputs.
- **Fuzzy ART**: Combines ART with fuzzy logic to handle noisy and uncertain data.
- **ARTMAP**: A supervised version that maps input categories to output labels.

In a handwriting recognition task, ART can cluster similar handwritten digits into categories. If a new style of “2” is encountered and is sufficiently different, ART creates a new category for it—without forgetting how to recognize previous styles of “2”.

### Advantages

- **Stability + plasticity**: Learns new data without forgetting old data.
- Dynamically adjusts the number of categories.
- Suitable for real-time and online learning.

Challenges

- High vigilance can lead to over-fragmentation (too many categories).
- Complex training dynamics.
- Sensitive to noise and input order.

Summary Comparison Table

Model	Learning Type	Key Features	Best Used For
Fixed Weight Competitive Net	Unsupervised	Winner-takes-all classification	Simple clustering tasks
Kohonen SOM	Unsupervised	Topology-preserving 2D mapping	Data visualization, pattern discovery
Learning Vector Quantization	Supervised (extension)	Class-based prototype refinement	Classification with labeled data
Counterpropagation Network	Hybrid (Unsupervised Supervised)	+ Combines clustering and mapping	Associative mapping, function approximation
ART Networks	Unsupervised (Adaptive)	Vigilance-controlled stable clustering	Online learning, adaptive pattern recognition

Unsupervised learning neural networks offer robust and flexible tools for discovering patterns and organizing information without human intervention. Whether through **simple competitive mechanisms**, **topological feature mapping**, or **dynamic category formation**, these networks help us model, visualize, and interpret complex data structures.

Each architecture—**Fixed Weight Competitive Nets**, **Kohonen SOMs**, **LVQ**, **Counterpropagation**, and **ART**—has unique strengths tailored to specific applications. Choosing the right model depends on the nature of the task, data complexity, and whether labels are available.

As the world becomes increasingly data-driven, especially in domains like IoT, cybersecurity, biology, and finance, mastering unsupervised learning models is essential for building intelligent, self-organizing systems.

Multiple Choice Questions

1. What is the primary purpose of a Fixed Weight Competitive Net?

- A) Supervised learning
- B) Memory storage



- C) Pattern clustering
- D) Sequence prediction

**2. Kohonen SOM is an example of which type of learning?**

- A) Supervised
- B) Reinforcement
- C) Unsupervised
- D) Hybrid

**3. In Learning Vector Quantization (LVQ), the class of a new input is determined by:**

- A) Backpropagation
- B) Nearest prototype vector
- C) Error backtracking
- D) Random weight update

**4. Which of the following networks combines both supervised and unsupervised learning?**

- A) Fixed Weight Competitive Net
- B) Kohonen SOM
- C) Counterpropagation Network
- D) ART Network

**5. ART networks are designed to solve the problem of:**

- A) Overfitting
- B) Forgetting previous learning
- C) Fixed learning rate
- D) Vanishing gradient

**6. In a Kohonen SOM, what does the "winner" neuron do?**

- A) Stores the input
- B) Gets eliminated
- C) Adapts to the input
- D) Reverses learning

**7. Which part of a Counterpropagation Network is responsible for unsupervised learning?**

- A) Output layer
- B) Grossberg layer
- C) Kohonen layer
- D) Input layer

**8. What type of network is LVQ mainly used for?**

- A) Clustering
- B) Image reconstruction
- C) Pattern classification
- D) Regression

**9. ART networks use which of the following concepts to decide when to learn a new pattern?**

- A) Synaptic plasticity
- B) Vigilance parameter
- C) Learning rate
- D) Hebbian rule

**10. Fixed Weight Competitive Net uses what kind of strategy for learning?**

- A) Gradient descent
- B) Hebbian learning
- C) Winner-take-all
- D) Backpropagation

---

### ***5.7 Check Your Progress***

---

- 1. Answer: C) Pattern clustering**
- 2. Answer: C) Unsupervised**
- 3. Answer: B) Nearest prototype vector**
- 4. Answer: C) Counterpropagation Network**
- 5. Answer: B) Forgetting previous learning**
- 6. Answer: C) Adapts to the input**
- 7. Answer: C) Kohonen layer**
- 8. Answer: C) Pattern classification**
- 9. Answer: B) Vigilance parameter**
- 10. Answer: C) Winner-take-all**

---

### ***5.8 Model Questions***

---

1. Explain the working principle of a Fixed Weight Competitive Network. How does it perform pattern clustering?
2. Describe the architecture of a Kohonen Self-Organizing Map (SOM). How does it represent high-dimensional data in low-dimensional maps?
3. What are the main steps involved in training a Learning Vector Quantization (LVQ) network? How does it improve upon Kohonen SOM?
4. Discuss how the Counterpropagation Network integrates both supervised and unsupervised learning. What are its key components?
5. What problem does the Adaptive Resonance Theory (ART) network solve in neural learning, and how does the vigilance parameter affect its performance?

6. Compare and contrast the Kohonen SOM and Learning Vector Quantization in terms of learning type, architecture, and applications.
7. Illustrate how the winner-take-all strategy is implemented in Fixed Weight Competitive Nets and its impact on learning.
8. Explain how pattern classification is achieved in an LVQ network with a suitable example.
9. What are the advantages and limitations of Counterpropagation Networks in pattern recognition tasks?
10. Describe how ART networks maintain stability while learning new patterns. What are the key mechanisms that enable this behaviour?

---

## ***5.9 References and Further Readings***

---

- <https://deepai.org/machine-learning-glossary-and-terms/neural-network>
- <https://www.javatpoint.com/bayesian-belief-network-in-artificial-intelligence>
- <https://www.javatpoint.com/probabilistic-reasoning-in-artificial-intelligence#:~:text=Probabilistic%20reasoning%20is%20a%20way,logic%20to%20handle%20the%20uncertainty>
- <https://www.geeksforgeeks.org/clustering-in-machine-learning/>
- <https://www.javatpoint.com/classification-algorithm-in-machine-learning>
- <https://www.geeksforgeeks.org/genetic-algorithms/>

# Unit 6 Special Neural Networks

## 6.0 Learning Objectives

### 6.1 Introduction to Special Neural Network

### 6.2 Simulated Annealing

### 6.3 Boltzmann Machine

### 6.4 Gaussian Machine

### 6.5 Cauchy Machine

### 6.6 Probabilistic Neural Network (PNN)

### 6.7 Cascade Correlation Network

### 6.8 Cognition Network

### 6.9 Neo-Cognition Network

### 6.10 Cellular Neural Network (CNN)

### 6.11 Optical Neural Network

### 6.12 Check Your Progress

### 6.13 Model Questions

### 6.14 References and Further Readings

---

## ***6.0 Learning Objectives***

---

Learning Objectives for this unit are:

1. Understand the concept and importance of special neural networks.
2. Learn the principles of Simulated Annealing and its role in neural computation.
3. Explore the structure and functioning of Boltzmann, Gaussian, and Cauchy Machines.
4. Study the architecture and applications of Probabilistic Neural Networks (PNN).
5. Understand the working of Cascade Correlation and Cognition Networks.

6. Examine Neo-Cognition, Cellular Neural Networks (CNN), and Optical Neural Networks.
7. Reinforce learning through progress checks, model questions, and further readings.

---

## ***6.1 Introduction to Special Neural Network***

---

Neural networks are a powerful class of algorithms used in machine learning and artificial intelligence. While basic models like feedforward networks and convolutional neural networks are commonly discussed, there is a broader, more specialized category known as "special networks." These networks have unique structures, learning techniques, and applications, and they are often designed to address limitations in conventional models. In this expanded guide, we will explore several important special networks, explaining them in a clear and simple way for easy understanding. These networks serve as a bridge between theoretical research and practical AI systems.

---

## ***6.2 Simulated Annealing***

---

Simulated Annealing is a probabilistic technique used for finding an approximate solution to an optimization problem. While it is not a neural network on its own, it plays a crucial role in training neural networks by helping them escape local minima and find better solutions. The algorithm is inspired by the annealing process in metallurgy, where metals are heated and slowly cooled to remove defects, allowing atoms to settle into a lower-energy configuration.

### **How it works:**

- Begin with a random solution and a high "temperature."
- Make small random changes to the solution.
- Evaluate the new solution: if it's better, accept it; if worse, accept it with a probability that decreases over time.
- Gradually decrease the temperature parameter.

Avoids being stuck in poor solutions by occasionally accepting worse ones, especially early in the process.

### **Use Case Examples:**

- Optimizing neural network weights.
- Solving hard combinatorial problems like circuit layout, scheduling, and traveling salesman.

---

## ***6.3 Boltzmann Machine***

---

A **Boltzmann Machine** is a type of stochastic neural network that uses **binary units**—each either on or off—to model complex **probability distributions** over a set of data. Unlike

traditional deterministic neural networks, Boltzmann Machines incorporate randomness in their activations, allowing them to explore a wide range of possible data representations. The network is structured with **fully connected nodes**, typically divided into **visible and hidden layers**, where each unit's state is influenced by its neighbors through weighted connections.

Learning in a Boltzmann Machine is driven by an **energy-based model**, where configurations with lower energy are more probable, and training involves techniques like **gradient descent** and **simulated annealing** to minimize energy differences. A notable variant is the **Restricted Boltzmann Machine (RBM)**, which simplifies the architecture by removing connections within the visible and hidden layers, making it easier and faster to train.

Boltzmann Machines are particularly powerful for **unsupervised learning**, capable of capturing **complex statistical relationships** in data. They are widely used in applications such as **collaborative filtering** (like movie recommendation systems), **feature extraction**, and **pretraining layers in deep learning models**, making them a foundational tool in many modern AI systems.

#### **Structure:**

- Nodes are fully connected and divided into visible and hidden layers.
- Units are binary (on/off) and influenced by neighboring units through weighted connections.

#### **How it learns:**

- Uses an energy-based approach: lower energy states are more probable.
- Trains by minimizing energy differences using gradient descent and simulated annealing.

#### **Restricted Boltzmann Machine (RBM):**

A simplified version with no connections between hidden or visible units. Easier to train and used in deep learning models.

#### **Strengths:**

- Unsupervised learning.
- Can model complex statistical dependencies.

#### **Applications:**

- Collaborative filtering (e.g., Netflix recommendations).
- Feature extraction.
- Pretraining for deep networks.

---

## 6.4 Gaussian Machine

---

A **Gaussian Machine** is a type of probabilistic neural network that extends traditional models by incorporating **Gaussian (normal) distributions** into each unit's activation function. Unlike binary units found in models like the Boltzmann Machine, the neurons in a Gaussian Machine produce **continuous-valued outputs**, making them particularly effective for handling **real-valued input data**.

This feature allows the network to model data more naturally and precisely, especially in cases where the information being processed cannot be easily discretized. The use of the **bell-shaped Gaussian curve** provides a probabilistic framework that aligns well with many real-world continuous phenomena, offering a smooth and interpretable response surface.

Gaussian Machines are especially useful in **generative modeling**, where they can simulate complex data distributions, and are also applied in **data smoothing**, **medical imaging**, and **sensor data analysis**, where precision and nuanced interpretation are essential. Their ability to provide a probabilistic understanding of outputs enhances decision-making in domains that require confidence estimates and uncertainty modeling.

### Key Features:

- Each neuron outputs a continuous value.
- Good for real-valued datasets.
- Probabilistic interpretation of outputs.

The bell-shaped curve of the Gaussian distribution is natural for modeling real-world continuous phenomena.

### Applications:

- Generative models.
- Data smoothing.
- Medical imaging and sensor data interpretation.

---

## 6.5 Cauchy Machine

---

A Cauchy Machine is similar in structure to a Gaussian Machine but uses the Cauchy distribution instead. The Cauchy distribution has heavier tails, meaning it places more probability on extreme values.

It is better suited to handle outliers and heavy-tailed data distributions, making the model robust in noisy environments.

### Advantages:

- Resistant to outliers.
- Useful in environments with unpredictable or noisy inputs.

**Real-World Applications:**

- Financial market modeling (where outliers are common).
- Industrial process monitoring.
- Outlier-resistant image analysis.

**Technical****Insight:**

The Cauchy distribution does not have a defined mean or variance, making it fundamentally different and sometimes more flexible in certain domains.

---

## ***6.6 Probabilistic Neural Network (PNN)***

---

A Probabilistic Neural Network (PNN) is a specialized type of feedforward neural network designed primarily for classification tasks, especially in multi-class settings. It is based on the principles of kernel discriminant analysis, a statistical approach that estimates the probability distribution of each class in the training data. The architecture of a PNN is organized into four distinct layers.

The input layer receives feature vectors from the dataset, which are then passed to the pattern layer, where each node corresponds to a specific training sample. These nodes compute how similar the input is to stored patterns. The outputs are then aggregated in the summation layer, which sums the influence of nodes belonging to the same class. Finally, the output layer selects the class with the highest probability as the network's prediction.

PNNs offer several advantages, including fast training, high classification accuracy, and suitability for multi-class problems. However, they also come with trade-offs: because they retain all training data, memory requirements are high, and prediction can be slower compared to training due to the need to compute over all stored samples.

- **Input Layer:** Receives the features.
- **Pattern Layer:** One node per training sample.
- **Summation Layer:** Adds contributions from similar samples in the same class.
- **Output Layer:** Chooses the class with the highest probability.

**Key Benefits:**

- Fast training time.
- High accuracy.
- Good for multi-class classification.

**Trade-offs:**

- Requires large memory since it stores all training data.
- Slower during prediction than during training.



---

## ***6.7 Cascade Correlation Network***

---

The Cascade Correlation Network (CCN) operates through a unique constructive learning strategy that begins with a minimal architecture—typically with no hidden neurons at all. During training, the network actively monitors the residual errors from its current performance and seeks to reduce them by dynamically adding new hidden neurons. Each new neuron is trained to maximize its correlation with the residual error, ensuring that it captures aspects of the input-output mapping that the existing network cannot yet model.

Once a neuron is added and trained, its incoming weights are frozen, meaning they remain unchanged in future training iterations. This prevents disruption of previously learned knowledge and maintains network stability. New neurons are stacked on top of the frozen ones, enabling layered and focused learning. This method allows the network to grow efficiently, adapting its size and complexity to the demands of the problem without the need to retrain earlier layers.

As a result, the CCN avoids the inefficiencies of global retraining seen in traditional networks. The architecture is particularly well-suited for tasks requiring dynamic function approximation and real-time learning, making it valuable in adaptive systems and environments where data evolves over time.

### **How it works:**

- Starts with no hidden neurons.
- Monitors residual errors.
- Adds new neurons that best correlate with error reduction.

Each added neuron is frozen (its weights don't change), and new neurons are trained on top of it.

### **Advantages:**

- Efficient architecture growth.
- Avoids retraining earlier weights.

### **Applications:**

- Dynamic function approximation.
- Real-time learning systems.

---

## ***6.8 Cognition Network***

---

A powerful direction in modern artificial intelligence involves integrating multiple cognitive modules—perception, memory, and reasoning—to create more human-like, adaptable systems. The perception module allows AI to interpret and understand input from the environment, such as speech, images, or sensor data. The memory module is responsible for storing past

experiences and learned knowledge, enabling the system to recall and use information over time.

The reasoning module helps the AI make logical inferences, draw conclusions, and solve problems based on available data. This integrated architecture bridges the long-standing gap between symbolic AI, which relies on explicit rules and logic, and neural AI, which excels at learning patterns from data. The fusion of these paradigms opens up advanced applications in conversational agents, intelligent robots, and decision-support systems across domains like law, education, and business.

However, the integration is not without challenges—combining symbolic logic with data-driven learning remains a computationally complex task. Despite this, the potential benefits of such systems, including adaptability, explainability, and cognitive richness, make it a highly rewarding pursuit in the field of AI.

**Modules:**

- Perception (understanding inputs).
- Memory (storing experiences).
- Reasoning (making logical inferences).

Bridges the gap between symbolic AI (rules, logic) and neural AI (learning from data).

**Use Cases:**

- Conversational agents.
- Problem-solving robots.
- AI in law, education, and business.

**Challenge:**

Combining symbolic logic with learning is computationally difficult, but highly rewarding.

---

## ***6.9 Neo-Cognition Network***

---

Neo-Cognition Networks represent a significant evolution beyond traditional Cognition Networks, integrating advanced capabilities that bring AI systems closer to human-like intelligence. These networks are equipped with sophisticated attention mechanisms, enabling them to selectively focus on the most relevant parts of input data, much like how humans direct their focus. In addition, they utilize flexible memory systems that allow for dynamic storage and retrieval of information based on changing tasks and contexts.

A key strength of Neo-Cognition Networks is their heightened context awareness, allowing them to understand and operate effectively in complex, multi-layered environments. One of their most powerful enhancements is the ability to dynamically route information within the network, adjusting pathways based on the specific requirements of the task. They also

incorporate multi-level contextual understanding, which supports deeper reasoning across various time frames and abstraction levels.

These networks are designed to learn and reason about intricate scenarios, making them ideal for applications that demand high adaptability and intelligence. Neo-Cognition Networks excel in personalized AI systems, tailoring responses and decisions to individual user needs. They are also well-suited for dynamic decision-making and are poised to power next-generation AI tutors and virtual assistants. Looking to the future, Neo-Cognition Networks are viewed as a foundational step toward Artificial General Intelligence (AGI)—a state where machines can understand, learn, and adapt across multiple domains with human-level flexibility and comprehension.

**Enhancements:**

- Can dynamically route information.
- Incorporates multi-level context.
- Learns to reason about complex environments.

**Ideal For:**

- Personalized AI (adapts to individual users).
- Dynamic decision-making systems.
- AI tutors and virtual assistants.

**Forward-Looking**

**Perspective:**

Neo-cognition may be the foundation of future artificial general intelligence (AGI), where machines can understand and adapt across domains.

---

## ***6.10 Cellular Neural Network (CNN)***

---

**Cellular Neural Networks (CNNs)** are a class of neural networks organized in a grid-like structure, where each individual cell, or neuron, interacts primarily with its immediate neighbors. This localized connectivity makes them especially well-suited for solving problems that are inherently defined across **space and time**, such as image and video processing. One of the defining features of CNNs is their ability to perform **high-speed, local computations**, enabling real-time performance in complex environments.

A helpful analogy is that of **ripples in a pond**—when a stone is thrown in, the splash affects nearby water first, then gradually spreads outward, much like how cells in a CNN influence their neighbors. This makes CNNs ideal for **real-time robotic vision**, **pattern recognition**, and the **simulation of dynamic physical phenomena**. Their structure allows them to efficiently capture spatial patterns and changes over time, making them valuable in both hardware and software implementations.

**Characteristics:**

- High-speed, local processing.

- Good for real-time image and video processing.

**Real-World****Analogy:**

Think of ripples in a pond: one splash affects only its surrounding area but spreads over time.

**Use Cases:**

- Real-time robotics vision.
- Pattern recognition.
- Simulation of physical phenomena.

---

## ***6.11 Optical Neural Network***

---

Optical Neural Networks use light instead of electricity to perform neural computations. These networks exploit the properties of light (like interference and diffraction) to do parallel data processing.

Light travels faster than electricity, allowing near-instantaneous calculations with minimal heat production.

**Components:**

- Light sources (lasers or LEDs).
- Optical lenses and waveguides.
- Detectors that convert light signals back to electrical signals.

**Applications:**

- Defense and aerospace (fast target recognition).
- Medical diagnostics (real-time imaging).
- High-speed character recognition.

Optical computing may lead to powerful, energy-efficient AI systems, especially as we move toward edge computing and wearable AI.

Special neural networks offer a wide range of capabilities beyond traditional AI models. Each has its own strengths, from the probabilistic power of Boltzmann Machines to the speed of Optical Neural Networks, and the cognitive mimicry of Neo-Cognition models. These networks are not only academically interesting but also practically impactful, powering next-generation technologies across fields like healthcare, finance, robotics, and education. As AI continues to grow, these diverse and powerful models will help us tackle challenges that require more than just data processing—they will help us build machines that learn, reason, and adapt like never before.

### Multiple Choice Questions

1. **What is the main advantage of Boltzmann Machines?**
  - A) Real-time processing
  - B) Probabilistic learning power
  - C) High-speed optical performance
  - D) Image generation
2. **Which network is known for high-speed processing capabilities?**
  - A) Neo-Cognition Network
  - B) Boltzmann Machine
  - C) Optical Neural Network
  - D) Recurrent Neural Network
3. **Neo-Cognition models aim to mimic:**
  - A) Biological sensors
  - B) Optical flow
  - C) Cognitive functions
  - D) Binary logic
4. **Special neural networks go beyond:**
  - A) Programming languages
  - B) Traditional AI models
  - C) Supervised learning
  - D) Hardware limits
5. **Which field is NOT mentioned as using special neural networks?**
  - A) Healthcare
  - B) Entertainment
  - C) Robotics
  - D) Finance
6. **What makes these networks academically interesting?**
  - A) They use simple rules
  - B) They mimic hardware
  - C) They offer unique learning strategies
  - D) They replace human reasoning
7. **Special neural networks help machines to:**
  - A) Only store data
  - B) Only follow instructions
  - C) Learn, reason, and adapt
  - D) Perform arithmetic calculations
8. **Which of the following is NOT a feature of special neural networks?**
  - A) Probabilistic modeling

- B) Data destruction
  - C) Speed optimization
  - D) Cognitive imitation
9. **Special neural networks contribute to the development of:**
- A) Web design
  - B) Traditional computing
  - C) Next-generation technologies
  - D) Static algorithms
10. **The text suggests the future of AI involves models that:**
- A) Focus only on input-output mapping
  - B) Learn and adapt like machines
  - C) Mimic human-like learning and reasoning
  - D) Only process raw data

---

### ***6.12 Check Your Progress***

---

- 1. **Answer: B**
- 2. **Answer: C**
- 3. **Answer: C**
- 4. **Answer: B**
- 5. **Answer: B**
- 6. **Answer: C**
- 7. **Answer: C**
- 8. **Answer: B**
- 9. **Answer: C**
- 10. **Answer: C**

---

### ***6.13 Model Questions***

---

- 1. Explain the significance of special neural networks in advancing AI beyond traditional models.
- 2. Describe the core strengths of Boltzmann Machines, Optical Neural Networks, and Neo-Cognition models.
- 3. How are special neural networks being applied in real-world sectors like healthcare and robotics?
- 4. What challenges do special neural networks address that traditional models cannot?

5. Discuss how special neural networks contribute to the development of machines that can learn, reason, and adapt.
6. Compare the practical impact of Optical Neural Networks and Neo-Cognition Networks.
7. Why are special neural networks considered both academically and practically important in the field of AI?

---

### ***6.14 References and Further Readings***

---

- <https://deepai.org/machine-learning-glossary-and-terms/neural-network>
- <https://www.javatpoint.com/bayesian-belief-network-in-artificial-intelligence>
- <https://www.javatpoint.com/probabilistic-reasoning-in-artificial-intelligence#:~:text=Probabilistic%20reasoning%20is%20a%20way,logic%20to%20handle%20the%20uncertainty>
- <https://www.geeksforgeeks.org/clustering-in-machine-learning/>
- <https://www.javatpoint.com/classification-algorithm-in-machine-learning>
- <https://www.geeksforgeeks.org/genetic-algorithms/>

# Unit 7 Fuzzy Logic and Set Theory

## 7.0 Learning Objectives

### 7.1 Introduction to Fuzzy Logic

### 7.2 Classical Sets

### 7.3 Fuzzy Sets

### 7.4 Classical and Fuzzy Relations

### 7.5 Tolerance and Equivalence Relations

### 7.6 Non-Iterative Fuzzy Sets

### 7.7 Check Your Progress

### 7.8 Model Questions

### 7.9 References and Further Readings

---

## ***7.0 Learning Objectives***

---

Learning Objectives of this unit are:

1. Understand the basic concepts and significance of fuzzy logic.
2. Differentiate between classical sets and fuzzy sets.
3. Learn about classical and fuzzy relations in set theory.
4. Explore tolerance and equivalence relations in fuzzy systems.
5. Study non-iterative fuzzy sets and review learning through assessments

---

## ***7.1 Introduction to Fuzzy Logic***

---

Fuzzy logic is a computational paradigm that handles the concept of partial truth—truth values between "completely true" and "completely false." Proposed by Lotfi A. Zadeh in 1965, fuzzy logic provides a mathematical way to represent vagueness and imprecise information.

In contrast to classical logic where variables must be either true or false (0 or 1), fuzzy logic allows truth values to range anywhere between 0 and 1. This makes it ideal for control systems, decision-making, and artificial intelligence applications where human-like reasoning is required.

**Applications of Fuzzy Logic:**



- Climate control systems (e.g., air conditioning)
- Washing machines and home appliances
- Automatic gearboxes in cars
- Decision-making systems in AI
- Pattern recognition and image processing

Fuzzy logic is especially useful when the system lacks precise data or when human input is involved, as humans naturally reason with imprecise concepts like "hot," "warm," or "slightly cold."

---

## 7.2 Classical Sets

---

In classical set theory, an element either belongs to a set or it does not. This binary nature forms the basis of traditional mathematics and logic.

**Definition:** A classical set  $A$  is a collection of distinct objects, where each object either belongs to the set (membership = 1) or does not belong (membership = 0).

**Example:** Let  $A$  be a set of even numbers less than 10. Then,  $A = \{2, 4, 6, 8\}$

The membership function  $\mu_A(x)$  is defined as:

$$\mu_A(x) = \begin{cases} 1 & \text{if } x \in A \\ 0 & \text{if } x \notin A \end{cases}$$

### Operations on Classical Sets:

- **Union ( $A \cup B$ ):** Includes all elements in  $A$  or  $B$
- **Intersection ( $A \cap B$ ):** Includes elements common to  $A$  and  $B$
- **Complement ( $A^c$ ):** Elements not in  $A$

---

## 7.3 Fuzzy Sets

---

Fuzzy sets generalize classical sets by allowing partial membership.

**Definition:** A fuzzy set  $\tilde{A}$  in a universe of discourse  $X$  is characterized by a membership function  $\mu_{\tilde{A}}: X \rightarrow [0, 1]$ , where each element in  $X$  is mapped to a value between 0 and 1.

**Example:** Let  $X = \{\text{cold}, \text{warm}, \text{hot}\}$ . A fuzzy set for "warm temperatures" could be:  $\tilde{A} = \{(\text{cold}, 0.2), (\text{warm}, 0.8), (\text{hot}, 0.4)\}$

Here, "warm" is mostly part of the set, while "hot" and "cold" are partially included.

### Operations on Fuzzy Sets:

- **Union:**  $\mu_{A \cup B}(x) = \max\{\mu_A(x), \mu_B(x)\}$   $\mu_{\{A \cup B\}}(x) = \max(\mu_A(x), \mu_B(x))$
- **Intersection:**  $\mu_{A \cap B}(x) = \min\{\mu_A(x), \mu_B(x)\}$   $\mu_{\{A \cap B\}}(x) = \min(\mu_A(x), \mu_B(x))$
- **Complement:**  $\mu_{A^c}(x) = 1 - \mu_A(x)$   $\mu_{\{A^c\}}(x) = 1 - \mu_A(x)$

---

## 7.4 Classical and Fuzzy Relations

---

Relations describe associations between elements of two sets. Like sets, they can be classical (crisp) or fuzzy.

### Cartesian Product of Relations

Given two sets A and B, the Cartesian product is a set of ordered pairs:  
 $A \times B = \{(a, b) | a \in A, b \in B\}$   $A \times B = \{(a, b) | a \in A, b \in B\}$

This forms the basis for defining relations.

**Example:** If  $A = \{1, 2\}$  and  $B = \{x, y\}$ , then:  
 $A \times B = \{(1, x), (1, y), (2, x), (2, y)\}$   $A \times B = \{(1, x), (1, y), (2, x), (2, y)\}$

### Classical Relations

A classical relation R between sets A and B is a subset of  $A \times B$ . Each pair (a, b) in R has a membership of 1 (exists in the relation) or 0 (does not).

**Example:** Let  $A = \{1, 2\}$ ,  $B = \{x, y\}$ , and  $R = \{(1, x), (2, y)\}$

Here, R is a classical relation where 1 is related to x and 2 to y.

### Fuzzy Relations

In fuzzy logic, a relation  $\tilde{R}$  is a fuzzy set in the Cartesian product  $A \times B$ . Each pair (a, b) is associated with a membership value in [0, 1].

**Example:** Let  $\tilde{R} = \{((1, x), 0.9), ((1, y), 0.2), ((2, x), 0.5)\}$   $\tilde{R} = \{((1, x), 0.9), ((1, y), 0.2), ((2, x), 0.5)\}$

Here, (1, x) is strongly related, while (1, y) is weakly related.

### Matrix Representation:

Fuzzy relations are often represented as matrices, where rows correspond to elements of A, columns to B, and entries are membership values.

---

## 7.5 Tolerance and Equivalence Relations

---

### Tolerance Relations

A tolerance relation is a fuzzy relation that is reflexive and symmetric.

- **Reflexive:**  $\mu_R(x,x)=1$   $\mu_R(x, x) = 1$  for all  $x$
- **Symmetric:**  $\mu_R(x,y)=\mu_R(y,x)$   $\mu_R(x, y) = \mu_R(y, x)$

These relations model "similarity" between elements.

**Example:** Consider two colors red and pink. If they are perceived to be similar, a tolerance relation could assign a high value like 0.8 to the pair (red, pink).

### Equivalence Relations

Equivalence relations are more restrictive and must satisfy:

- **Reflexivity:**  $\mu(x,x)=1$   $\mu(x, x) = 1$
- **Symmetry:**  $\mu(x,y)=\mu(y,x)$   $\mu(x, y) = \mu(y, x)$
- **Transitivity:**  $\mu(x,z) \geq \min(\mu(x,y), \mu(y,z))$   $\mu(x, z) \geq \min(\mu(x, y), \mu(y, z))$

Fuzzy equivalence relations partition a fuzzy set into clusters where elements within each cluster are similar to each other.

### Applications:

- Clustering and classification
- Data compression and image segmentation

---

## 7.6 Non-Iterative Fuzzy Sets

---

Non-iterative fuzzy sets refer to fuzzy systems that do not require iterative algorithms for processing or decision-making. These are simpler, faster, and easier to implement.

### Key Characteristics:

- One-pass computation
- Fixed rule base and membership functions
- Used in real-time and embedded systems

**Example:** In a fuzzy temperature controller, once the input temperature is measured, the system immediately maps it to an output using predefined fuzzy rules—no need for iterative training or optimization.

### Benefits:

- Fast and deterministic
- Suitable for low-power and resource-constrained environments

Fuzzy logic and set theory offer powerful tools for modeling uncertainty, imprecision, and human reasoning in computational systems. Classical sets and fuzzy sets serve as foundational

elements, while fuzzy relations extend this framework to relationships among data. Tolerance and equivalence relations provide means to group similar elements, and non-iterative fuzzy systems allow for rapid, real-time processing. As we move toward increasingly intelligent and human-centric technology, understanding these concepts becomes essential for building systems that can interpret and respond to the ambiguity inherent in the real world.

### **Multiple Choice Questions (MCQs)**

**1. Who introduced the concept of fuzzy logic?**

- A. Alan Turing
- B. John McCarthy
- C. Lotfi A. Zadeh
- D. Marvin Minsky

**2. What is the key feature that differentiates fuzzy logic from classical logic?**

- A. Binary operations
- B. Neural connections
- C. Partial truth values between 0 and 1
- D. Logical gates

**3. Which of the following is NOT a typical application of fuzzy logic?**

- A. Climate control
- B. Automatic gearbox
- C. Image compression
- D. Human-like decision making

**4. In classical sets, the membership function returns values in:**

- A.  $[0, 1]$
- B. Only 1
- C. Either 0 or 1
- D. Any real number

**5. Which operation on fuzzy sets uses the minimum function?**

- A. Union
- B. Intersection
- C. Complement
- D. Difference

**6. A fuzzy relation is represented as a:**

- A. Graph
- B. Matrix
- C. Scalar
- D. Loop

**7. What kind of fuzzy relation must be reflexive and symmetric?**

- A. Equivalence relation
- B. Tolerance relation
- C. Crisp relation
- D. Cartesian product

**8. In fuzzy equivalence relations, transitivity is defined as:**

- A.  $\mu(x, z) = 0$
- B.  $\mu(x, z) \geq \min(\mu(x, y), \mu(y, z))$
- C.  $\mu(x, y) + \mu(y, z)$
- D.  $\mu(x, z) = \max(\mu(x, y), \mu(y, z))$

**9. What makes non-iterative fuzzy systems suitable for real-time use?**

- A. Use of loops
- B. Neural networks
- C. One-pass computation
- D. Iterative training

**10. What does a fuzzy set allow that a classical set does not?**

- A. Set unions
- B. Partial membership
- C. Mathematical proof
- D. Precise values only

---

## ***7.7 Check Your Progress***

---

- 1. **Answer:** C. Lotfi A. Zadeh
- 2. **Answer:** C. Partial truth values between 0 and 1
- 3. **Answer:** C. Image compression
- 4. **Answer:** C. Either 0 or 1
- 5. **Answer:** B. Intersection
- 6. **Answer:** B. Matrix
- 7. **Answer:** B. Tolerance relation
- 8. **Answer:** B.  $\mu(x, z) \geq \min(\mu(x, y), \mu(y, z))$
- 9. **Answer:** C. One-pass computation
- 10. **Answer:** B. Partial membership

---

## ***7.8 Model Questions***

---

- 1. Define fuzzy logic and explain its core principles in detail.
- 2. Differentiate between classical sets and fuzzy sets with appropriate examples.
- 3. List and explain any three fundamental operations on classical sets.
- 4. List and explain any three fundamental operations on fuzzy sets.
- 5. Describe any three important properties of classical sets with examples.
- 6. Describe any three important properties of fuzzy sets with examples.
- 7. Write a short note on fuzzy relations and their significance.
- 8. Compare classical relations and fuzzy relations in terms of definition and application.
- 9. Write a brief note on classical composition and fuzzy composition in set theory.

---

## ***7.9 References and Further Readings***

---

- Artificial Intelligence and Soft Computing, by Anandita Das Battacharya, SPD 3rd, 2018
- Principles of Soft Computing, S.N. Sivanandam, S.N.Deepa, Wiley, 3rd , 2019
- Neuro-fuzzy and soft computing, J.S.R. Jang, C.T.Sun and E.Mizutani, Prentice Hall of India, 2004

# **Unit 8 Membership Functions and Defuzzification**

## **8.0 Learning Objectives**

## **8.1 Membership Function**

## **8.2 Features of Membership Functions**

## **8.3 Common Types of Membership Functions**

## **8.4 Fuzzification**

## **8.5 ..... Methods of Membership Value Assignments**

## **8.6 Defuzzification**

## **8.7 Defuzzification Methods**

### **8.7.1 Centroid Method (Center of Gravity)**

### **8.7.2 Bisector Method**

### **8.7.3 Mean of Maximum (MoM)**

### **8.7.4 Smallest/Largest of Maximum (SoM/LoM)**

### **8.7.5 Weighted Average Method**

## **8.8 Fuzzy Arithmetic and Fuzzy Measures**

## **8.9 Measures of Fuzziness**

## **8.10 Fuzzy Rule Base and Approximate Reasoning – In-Depth Explanation**

### **(Enhanced Version)**

### **8.10.1 Fuzzy Propositions**

### **8.10.2 Formation of Rules**

### **8.10.3 Decomposition of Rules**

### **8.10.4 Aggregation of Fuzzy Rules**

### **8.10.5 Fuzzy Reasoning**

#### **8.10.6 Fuzzy Inference Systems (FIS)**

#### **8.10.7 Fuzzy Logic Control (FLC) Systems**

### **8.11 Check Your Progress**

### **8.12 Model Questions**

### **8.13 References and Further Readings**

---

## ***8.0 Learning Objectives***

---

Learning objectives of this unit are:

1. Understand membership functions and their key features.
2. Identify and differentiate common types of membership functions.
3. Learn the process of fuzzification and methods for assigning membership values.
4. Understand defuzzification and explore various defuzzification methods.
5. Apply fuzzy arithmetic and evaluate fuzzy measures and fuzziness.
6. Develop fuzzy rule bases and understand fuzzy propositions, rule formation, and decomposition.
7. Analyze fuzzy reasoning, inference systems, and fuzzy logic control systems.

---

## ***8.1 Membership Function***

---

Fuzzy logic systems rely heavily on the concept of membership functions to quantify and model uncertainty and partial truth. These systems are widely used in a variety of fields such as control engineering, pattern recognition, decision making, and artificial intelligence. Membership functions are used to represent fuzzy sets, which associate every element in a domain with a value indicating its degree of membership, ranging from 0 (completely not a member) to 1 (completely a member). This nuanced representation allows systems to mimic human reasoning and decision-making more effectively than traditional binary logic.

A membership function (MF) defines how each element in the input space is mapped to a membership value between 0 and 1. It is the core concept in fuzzy logic as it determines the degree to which an input belongs to a fuzzy set. Proper design of membership functions is critical because it directly affects the performance and interpretability of the fuzzy system.

---

## ***8.2 Features of Membership Functions***

---

### **1. Normality:**

- A membership function is normal if there exists at least one element in the domain whose membership value is 1.



- This ensures that the fuzzy set is meaningfully defined and includes at least one fully representative element.
2. **Support:**
- The support of a membership function is the set of all elements in the domain that have non-zero membership values.
  - It reflects the domain over which the fuzzy concept is defined and indicates the range of influence of the fuzzy set.
3. **Core:**
- The core consists of all elements with a membership degree equal to 1.
  - These are the elements that fully belong to the fuzzy set and represent the ideal or central values.
4. **Boundary:**
- The boundary of a fuzzy set includes elements with membership values strictly between 0 and 1.
  - These values indicate partial membership and are often the most informative for fuzzy reasoning.
5. **Continuity and Smoothness:**
- Many membership functions are designed to be continuous and smooth for mathematical convenience and better interpretability.
  - Continuity ensures that small changes in input lead to small changes in output, which is important for stability in control systems.
6. **Symmetry:**
- Some membership functions, like the triangular or Gaussian functions, are symmetric about a central value.
  - Symmetry can simplify the interpretation and analysis of fuzzy systems.

---

## ***8.3 Common Types of Membership Functions***

---

1. **Triangular MF:**
- Defined by a triplet (a, b, c) and increases linearly from a to b, then decreases from b to c.
  - Simple and widely used due to ease of implementation and good approximation ability.
2. **Trapezoidal MF:**
- Defined by four parameters (a, b, c, d), it has a flat top between b and c.

- Useful for modeling fuzzy concepts with a range of full membership values.

### 3. Gaussian MF:

- Defined by a center and a standard deviation. The function has the form:  

$$\mu(x) = \exp\left(-\frac{(x-c)^2}{2\sigma^2}\right)$$
- Smooth, continuous, and differentiable. Ideal for modeling natural phenomena.

### 4. Bell-Shaped MF:

- A generalization of the Gaussian function with adjustable width and shape.
- Provides flexibility in designing fuzzy sets.

### 5. Sigmoidal MF:

- Used for open-ended fuzzy sets; values transition smoothly from 0 to 1.
- Good for modeling growth and saturation effects.

### 6. Piecewise Linear MF:

- Made from linear segments; computationally efficient and flexible.
- Can approximate complex shapes using simple linear sections.

---

## 8.4 Fuzzification

---

Fuzzification is a foundational process in fuzzy logic systems that bridges the gap between precise numerical inputs from the real world and the imprecise, human-like reasoning used by fuzzy systems. It involves converting crisp, deterministic input values into fuzzy linguistic terms by assigning them degrees of membership across one or more predefined fuzzy sets. These fuzzy sets are characterized by membership functions that map each input to a value between 0 and 1, representing the extent to which the input belongs to each category (e.g., “low,” “medium,” or “high”).

Fuzzification is crucial because it enables fuzzy inference systems (FIS) to process vague or imprecise data—something that traditional binary logic cannot handle. In real-life situations, precise measurements often don’t reflect how humans perceive conditions; for instance, a temperature of 25°C might feel “warm” to one person and “cool” to another. Fuzzification helps capture this ambiguity by modeling it mathematically. It is the first step in a fuzzy system, laying the groundwork for subsequent stages such as rule evaluation, inference, and defuzzification.

By allowing systems to handle uncertainty and partial truths, fuzzification makes artificial intelligence more adaptable and closer to human reasoning. The effectiveness of this step largely depends on how membership values are assigned, which can be done using expert knowledge, empirical data, or adaptive algorithms. As a result, fuzzification plays a pivotal role

in applications ranging from climate control and robotics to medical diagnostics and financial modeling, wherever ambiguity or gradation is involved.

**Purpose of Fuzzification**

- Converts precise input data into a format that can be processed by fuzzy systems.
- Handles uncertainty and ambiguity in the input information.
- Mimics human reasoning where precise boundaries are rarely used.

---

## ***8.5 Methods of Membership Value Assignments***

---

**8.5.1 Intuition:** Intuition refers to the ability to arrive at conclusions or make decisions based on instinctive understanding rather than through deliberate analytical processes. In the context of artificial intelligence, intuition mirrors the human ability to recognize patterns, solve problems, or generate solutions by relying on internalized experience rather than explicit rules or formulas. Human experts often rely on intuition in complex and uncertain domains like medical diagnosis, legal judgments, or strategic planning, where logical analysis might be too slow or incomplete. AI systems attempt to mimic this capability using heuristic methods, fuzzy logic, and neural networks trained on vast datasets. For instance, an experienced doctor might intuitively suspect a rare disease based on subtle clinical signs, a process that AI systems attempt to replicate through trained predictive models and rule-based reasoning frameworks.

**8.5.2 Data-Driven Methods:** Inference is the logical process of deriving new conclusions from known facts or premises. In artificial intelligence, inference mechanisms are integral to systems that simulate human reasoning, such as expert systems, knowledge-based systems, and rule-based engines. There are several types of inference, including deductive inference, where conclusions are drawn from general rules to specific instances; inductive inference, which generalizes from specific examples to broader rules; and abductive inference, which seeks the most plausible explanation for observed phenomena. Rank ordering, on the other hand, is the process of arranging inferred outcomes or alternatives in a hierarchy based on their probability, relevance, or utility. This is particularly useful in decision-making systems where multiple outcomes or hypotheses must be considered and the most likely or optimal one must be selected. For example, in a diagnostic system, possible diseases can be ranked based on the likelihood calculated from symptoms, helping prioritize further investigation or treatment options.

**8.5.3 Angular Fuzzy Sets:** Angular fuzzy sets are a specialized form of fuzzy sets used for representing and processing directional or cyclic data. Unlike traditional fuzzy sets, which model uncertainty using membership values between 0 and 1 along a linear scale, angular fuzzy sets represent membership using angular measures on a unit circle. This approach is particularly beneficial when dealing with variables that have a periodic nature, such as time of day, wind direction, or rotational movements.

The angular representation captures the cyclical relationships between values more effectively, allowing smoother and more accurate modeling of systems where the data wraps around at certain boundaries. In control systems and signal processing, angular fuzzy sets enhance precision and adaptability, especially in applications like robotic arm control or phase synchronization, where angular motion and orientation play a critical role.

**8.5.4 Adaptive Techniques:** A neural network is a computational model inspired by the structure and functioning of the human brain. It comprises layers of interconnected nodes, known as neurons, that process input data by transmitting signals through weighted connections. The basic architecture typically includes an input layer, one or more hidden layers where the actual learning and transformation occur, and an output layer that produces the final result. Neural networks are capable of learning complex, nonlinear relationships within data through training, where weights are adjusted using algorithms such as backpropagation.

Different types of neural networks have evolved to suit various tasks—feedforward networks for general pattern recognition, convolutional neural networks (CNNs) for image processing, and recurrent neural networks (RNNs) for sequential data like text or speech. Their applications span across domains such as handwriting recognition, language translation, stock prediction, and autonomous driving, making them a foundational element of modern artificial intelligence.

#### **8.5.5 Genetic Algorithms:**

Genetic algorithms (GAs) are optimization techniques inspired by the principles of natural selection and genetics. They operate by evolving a population of candidate solutions to a given problem through processes analogous to biological reproduction. A GA typically begins with an initial population of randomly generated solutions. These solutions are evaluated for their "fitness" using a predefined objective function. The most suitable individuals are then selected to produce the next generation through operations such as crossover, where parts of two parents are combined, and mutation, where small random changes are introduced.

Over successive generations, the population evolves towards increasingly optimal solutions. Genetic algorithms are particularly useful for solving complex problems with large search spaces, where traditional optimization techniques may fail or become inefficient. Applications of GAs include function optimization, neural network training, feature selection, and even the design of engineering structures or systems.

---

### **8.6 Defuzzification**

---

Defuzzification is the process of converting fuzzy output values into a crisp value that can be used as a control signal or decision variable. This is typically the final step in a fuzzy inference system and is crucial for interfacing fuzzy logic systems with real-world applications.

#### **Why Defuzzify?**

- While fuzzy logic enables sophisticated modeling of uncertainty, many practical systems require specific numerical outputs for actuation, decisions, or monitoring.

#### **Lambda-Cuts ( $\lambda$ -cuts)**

##### **Lambda-Cuts for Fuzzy Sets**

A  $\lambda$ -cut of a fuzzy set is a crisp set derived by including all elements whose membership degree is at least  $\lambda$ . This technique simplifies fuzzy sets for analysis or comparison.

**Definition:**

$$A_\lambda = \{x \in X \mid \mu_A(x) \geq \lambda\} \quad A_{\{\lambda\}} = \{x \in X \mid \mu_A(x) \geq \lambda\}$$

**Properties:**

- Can be used to convert fuzzy sets into a series of nested crisp sets.
- Helpful in clustering, thresholding, and ranking operations.

**Lambda-Cuts for Fuzzy Relations**

For fuzzy relations  $R(x, y)$ ,  $\lambda$ -lambda-cuts help create crisp relations by including pairs  $(x, y)$  such that:

$$R_\lambda = \{(x, y) \mid \mu_R(x, y) \geq \lambda\} \quad R_{\{\lambda\}} = \{(x, y) \mid \mu_R(x, y) \geq \lambda\}$$

**Applications:**

- Used in image processing, classification, and pattern recognition tasks.
- Useful in simplifying complex fuzzy relations for computation or interpretation.

**8.7 Defuzzification Methods**

There are several methods for defuzzifying a fuzzy output. Each has its own advantages and disadvantages, and the choice often depends on the specific application and the nature of the fuzzy output set.

**8.7.1 Centroid Method (Center of Gravity)**

This is the most widely used method in fuzzy systems. It computes the center of gravity of the fuzzy output distribution:

$$z = \frac{\int z \cdot \mu(z) \, dz}{\int \mu(z) \, dz}$$

**Advantages:**

- Reflects the overall shape and balance of the output MF.
- Produces smooth and consistent output values.

**Disadvantages:**

- Computationally expensive due to integration.

**8.7.2 Bisector Method**

Finds a value that divides the area under the MF into two equal parts.

**Pros:**

- Offers a balanced decision point.

**Cons:**

- Less commonly used due to complexity.

### 8.7.3 Mean of Maximum (MoM)

Calculates the average of all values with the highest membership grade.

$$z = \frac{\sum z_i \mu(z_i)}{\sum \mu(z_i)} \quad \text{where } \mu(z_i) = \mu_{\max}$$

**Pros:**

- Easy to implement.

**Cons:**

- Ignores the rest of the distribution.

### 8.7.4 Smallest/Largest of Maximum (SoM/LoM)

Selects the smallest or largest value with maximum membership.

**Applications:**

- Used in systems that prefer conservative or aggressive control actions.

### 8.7.5 Weighted Average Method

Used when the fuzzy output set consists of singleton values. Calculates a weighted mean:

$$z = \frac{\sum z_i \mu(z_i)}{\sum \mu(z_i)}$$

**Efficient for:**

- Real-time applications
- Rule-based expert systems

Membership functions and defuzzification are foundational to the implementation of fuzzy logic systems. Their design determines the system's ability to model and respond to imprecise or ambiguous data. A deep understanding of how to design effective membership functions, assign appropriate values, and select suitable defuzzification methods is essential for building intelligent, adaptable systems. As fuzzy logic continues to find applications across various industries, mastering these concepts will remain a critical skill for engineers, data scientists, and system designers.

---

## 8.8 Fuzzy Arithmetic and Fuzzy Measures

---

Fuzzy logic has revolutionized how we approach problems involving uncertainty, vagueness, and imprecision. Traditional binary logic is inadequate for real-world applications where data is not black and white. To address this, fuzzy logic introduces degrees of truth ranging between 0 and 1, allowing for partial membership and more human-like reasoning. Two critical areas in fuzzy logic are **Fuzzy Arithmetic** and **Fuzzy Measures**, which provide the tools for performing operations on fuzzy sets and quantifying their properties.

1. Fuzzy Arithmetic

2. Fuzzy Measures
3. Measures of Fuzziness
4. Fuzzy Integrals

## 1. Fuzzy Arithmetic

Fuzzy arithmetic refers to mathematical operations involving fuzzy numbers. Since fuzzy numbers represent ranges or degrees of possibility rather than exact values, conventional arithmetic operations cannot be directly applied. Instead, specialized methods such as the extension principle and  $\alpha$ -cuts are used.

### 1.1 Fuzzy Numbers

A fuzzy number is a fuzzy set defined on the real number line that is both convex and normalized. Common types include:

- **Triangular Fuzzy Number (TFN):** Represented as  $(a, b, c)$ , where  $a \leq b \leq c$ . The membership function increases from  $a$  to  $b$ , reaching a peak of 1, and then decreases to  $c$ .
- **Trapezoidal Fuzzy Number:** Defined by four parameters  $(a, b, c, d)$  where  $a \leq b \leq c \leq d$ . It includes a plateau of full membership between  $b$  and  $c$ .
- **Gaussian Fuzzy Number:** Defined by a bell-shaped curve with a peak at the mean and controlled by standard deviation.

### 1.2 Extension Principle

The extension principle, proposed by Zadeh, enables classical functions to be extended to fuzzy domains. For any function  $f(x, y)$ , the result on fuzzy sets  $A$  and  $B$  is calculated using:

$$\mu_C(z) = \sup_{\{(x, y) | f(x, y) = z\}} \min(\mu_A(x), \mu_B(y))$$

This method becomes computationally intense but provides theoretical rigor for all fuzzy operations.

### 1.3 Alpha ( $\alpha$ )-Cuts Method

A more practical method is using  $\alpha$ -cuts. An  $\alpha$ -cut of a fuzzy number is a crisp interval  $[A^L(\alpha), A^U(\alpha)]$  of all elements whose membership degree is at least  $\alpha$ . Operations are done on intervals for each  $\alpha$ -level:

- **Addition:**  $A + B = [A^L(\alpha) + B^L(\alpha), A^U(\alpha) + B^U(\alpha)]$
- **Subtraction:**  $A - B = [A^L(\alpha) - B^U(\alpha), A^U(\alpha) - B^L(\alpha)]$
- **Multiplication/Division:** Performed by combining interval endpoints and taking min/max.



## 2. Fuzzy Measures

Fuzzy measures extend the classical notion of probability measures by relaxing the requirement of additivity. This allows for better modeling of uncertainty where dependencies or interactions exist.

### 2.1 Definition

A fuzzy measure  $\mu$  on a set  $X$  satisfies:

1.  $\mu(\emptyset) = 0$
2.  $\mu(X) = 1$
3. **Monotonicity:** If  $A \subseteq B$ , then  $\mu(A) \leq \mu(B)$

Additivity is **not required**, which is what distinguishes fuzzy measures from probability measures.

### 2.2 Types of Fuzzy Measures

- **Possibility Measure ( $\Pi$ ):**  
 $\Pi(A) = \sup_{x \in A} \pi(x)$   
Reflects the most plausible value.
- **Necessity Measure (N):**  
 $N(A) = 1 - \Pi(A^c)$   
Indicates certainty.
- **Belief (Bel) and Plausibility (Pl) Measures:**  
Derived from evidence theory. Belief represents guaranteed truth, while plausibility shows potential truth.
- **Sugeno  $\lambda$ -Measure:**  
A fuzzy measure that incorporates interactions between criteria. It is non-additive and defined recursively.

---

## 8.9 Measures of Fuzziness

---

A measure of fuzziness quantifies the ambiguity or vagueness of a fuzzy set. This concept helps compare fuzzy sets, optimize fuzzy systems, and evaluate certainty levels.

### Desirable Properties

- **Null for crisp sets:** Fuzziness should be 0 when the set is crisp.
- **Maximized when all membership values = 0.5.**
- **Symmetry:** Should not depend on whether a value is close to 0 or 1.

### Popular Fuzziness Measures

1. **Shannon Entropy-Based:**

$$H(A) = -\sum [\mu(x) \log_2 \mu(x) + (1 - \mu(x)) \log_2 (1 - \mu(x))] \quad H(A) = -\sum [\mu(x) \log \mu(x) + (1 - \mu(x)) \log (1 - \mu(x))]$$

Inspired by information theory; measures information uncertainty.

## 2. Yager's Index:

$$F(A) = \sum 2 \cdot \min(\mu(x), 1 - \mu(x)) \quad F(A) = \sum 2 \cdot \min(\mu(x), 1 - \mu(x))$$

This is high when values are near 0.5.

## 3. Distance-Based Measures:

Compute distance from the fuzzy set to the nearest crisp set.

## 4. Linear Index:

$$F = 1/n \sum |\mu(x) - 0.5| \quad F = \frac{1}{n} \sum |\mu(x) - 0.5|$$

Provides normalized measure of deviation from total fuzziness.

# Fuzzy Integrals

Fuzzy integrals are mathematical tools for aggregating values where the importance (or weight) of each criterion is fuzzy. They are critical in decision-making problems with dependent criteria.

## 1. Types of Fuzzy Integrals

### Sugeno Integral

Defined for a function  $f: X \rightarrow [0, 1]$ :  $f: X \rightarrow [0, 1]$  and fuzzy measure  $\mu: 2^X \rightarrow [0, 1]$   
 $S(f) = \sup_{\alpha \in [0, 1]} [\min(\alpha, \mu(\{x \mid f(x) \geq \alpha\}))]$   $S(f) = \sup_{\alpha \in [0, 1]} [\min(\alpha, \mu(\{x \mid f(x) \geq \alpha\}))]$

- Useful in ordinal settings.
- Works with qualitative data.
- Aggregates data by looking at cut-levels.

### 2. Choquet Integral

For quantitative inputs, it considers the interaction of variables. Let  $x_1 \leq x_2 \leq \dots \leq x_n$ ,  $x_{i-1} \leq x_i \leq x_{i+1}$ , then:  
 $C(f) = \sum (x_i - x_{i-1}) \cdot \mu(A_i)$   $C(f) = \sum (x_i - x_{i-1}) \cdot \mu(A_i)$   
 Where  $A_i = \{x_i, x_{i+1}, \dots, x_n\}$   $A_i = \{x_i, x_{i+1}, \dots, x_n\}$

- Accounts for redundancy and synergy.
- Allows non-linear aggregation.

Summary Table

Concept	Key Feature	Application Domain
Fuzzy Arithmetic	Arithmetic on fuzzy numbers	Control systems, forecasting
Fuzzy Measures	Non-additive quantification	Information fusion, decision making
Measures of Fuzziness	Quantify vagueness	Optimization, modeling
Fuzzy Integrals	Aggregate fuzzy inputs using measures	AI, MCDM, pattern recognition

Fuzzy arithmetic and fuzzy measures are foundational to fuzzy logic systems. While fuzzy arithmetic provides the computational framework, fuzzy measures and integrals offer a deeper understanding of the uncertainty involved. These tools are essential in building intelligent systems that reflect human reasoning by handling ambiguous, imprecise, and incomplete information effectively. As real-world applications continue to demand robust uncertainty modeling—from self-driving cars to medical diagnostics—the relevance and application of fuzzy arithmetic and fuzzy measures will grow exponentially.

Whether used in engineering, decision-making, or AI, mastering these tools enhances our ability to solve complex problems in a world that is rarely black or white.

---

**8.10 Fuzzy Rule Base and Approximate Reasoning – In-Depth Explanation (Enhanced Version)**

---

Fuzzy logic presents a robust framework to handle uncertainty, imprecision, and partial truth — all characteristics of real-world information. One of its most impactful applications is in control systems and intelligent decision-making, where conventional binary logic falls short. The effectiveness of fuzzy logic lies in its rule base and the process of approximate reasoning.

This document explores the following concepts in enhanced detail:

- 1. Fuzzy Propositions
- 2. Formation of Rules
- 3. Decomposition of Rules
- 4. Aggregation of Fuzzy Rules
- 5. Fuzzy Reasoning
- 6. Fuzzy Inference Systems (FIS)
- 7. Fuzzy Logic Control (FLC) Systems
  - Control System Design

- Architecture and Operation of FLC
- FLC System Models
- Applications of FLC

### ***8.10.1 Fuzzy Propositions***

Fuzzy propositions are logical statements that incorporate fuzzy sets instead of binary conditions. A classical proposition such as “The temperature is high” is either true or false. However, fuzzy propositions allow for degrees of truth, capturing the essence of human reasoning.

#### **Key Concepts:**

- **Linguistic Variables:** Descriptive terms like “high,” “medium,” or “low.”
- **Membership Grades:** Values from 0 to 1 indicating how strongly an element belongs to a fuzzy set.

#### **Example:**

If “High Temperature” is defined with a triangular membership function peaking at 35°C, then a temperature of 33°C might have a membership grade of 0.8 in the “High” fuzzy set. This intermediate truth value enables the system to make more nuanced decisions.

### ***8.10.2 Formation of Rules***

A fuzzy rule base is a collection of IF-THEN rules built from fuzzy propositions. These rules connect input conditions to outputs and serve as the logic core of fuzzy systems.

#### **Types of Rules:**

- **Mamdani-type Rules:** Consequent is a fuzzy set (e.g., “THEN speed is slow”).
- **Sugeno-type Rules:** Consequent is a mathematical function (e.g., “THEN output =  $0.5 \times \text{input} + 2$ ”).

#### **Example:**

IF Temperature is High AND Humidity is Low THEN Fan Speed is High.

Such rules are often developed with the help of domain experts or learned from data using algorithms such as Adaptive Neuro-Fuzzy Inference System (ANFIS).

### ***8.10.3 Decomposition of Rules***

Decomposition simplifies complex fuzzy rules into smaller, manageable components. This not only aids computational efficiency but also enhances transparency and debugging.

#### **Example:**

Original

IF Temperature is High AND Speed is Low THEN Risk is High.

rule:

Decomposed into:

- Rule 1: IF Temperature is High THEN Risk is Medium
- Rule 2: IF Speed is Low THEN Risk is Medium
- Rule 3: Combine Rules 1 and 2 to assess final risk.

**Advantages:**

- Reduced redundancy
- Easier rule tuning
- Greater modularity in large-scale systems

#### ***8.10.4 Aggregation of Fuzzy Rules***

When multiple fuzzy rules are fired simultaneously, their outputs must be aggregated to produce a coherent overall fuzzy output. Aggregation combines these outputs into a single fuzzy set.

**Methods:**

- **Maximum:** Takes the highest membership value among contributing rules.
- **Sum:** Adds up membership values, often followed by normalization.
- **Product:** Multiplies membership values to reinforce commonalities.

**Example:**

Two rules result in fuzzy sets for speed with overlapping support. Aggregating these sets leads to a unified fuzzy output that combines their influence.

Aggregation enables systems to respond to complex input conditions with a holistic action rather than isolated reactions.

#### ***8.10.5 Fuzzy Reasoning***

Fuzzy reasoning enables inference from fuzzy inputs using fuzzy rules. It mirrors how humans draw conclusions under vagueness.

**Key Techniques:**

- **Generalized Modus Ponens:** Extends classical logic to fuzzy propositions.
- **Compositional Rule of Inference:** Uses relation matrices to infer outputs.

**Example:**

Given: IF Traffic is Heavy THEN Delay is Long.  
Observed: Traffic has a 0.7 membership in "Heavy."  
→ Reasoning: Delay is inferred to be 0.7 in "Long."

Fuzzy reasoning supports decision-making in uncertain environments, such as autonomous driving, financial risk analysis, and medical diagnosis.

### ***8.10.6 Fuzzy Inference Systems (FIS)***

A FIS is a computational framework for fuzzy logic-based decision making. It processes fuzzy inputs and returns crisp outputs through a sequence of steps.

#### **Components:**

1. **Fuzzifier:** Converts numerical inputs to fuzzy sets.
2. **Rule Base:** Contains all IF-THEN rules.
3. **Inference Engine:** Matches inputs to rules and computes fuzzy outputs.
4. **Aggregator:** Combines outputs of all rules.
5. **Defuzzifier:** Converts fuzzy outputs into a single crisp value.

#### **Applications:**

- Air conditioning control systems
- Stock market prediction tools
- Industrial robot controllers

FIS architectures like Mamdani and Sugeno differ in output calculation methods and efficiency. Mamdani is more interpretable, while Sugeno suits real-time applications.

### ***8.10.7 Fuzzy Logic Control (FLC) Systems***

FLCs are control systems that use fuzzy logic to manage system behavior. Unlike traditional controllers, they do not require precise mathematical models.

#### **Control System Design**

Steps include:

- **Identifying control objectives**
- **Selecting input/output variables**
- **Designing membership functions**
- **Formulating rule base**
- **Testing and tuning**

Design can be guided by expert knowledge, simulation, or data-driven techniques like reinforcement learning or genetic algorithms.

#### **Architecture and Operation**

A typical FLC consists of:

- **Sensor Interface:** Collects data.
- **Fuzzifier:** Translates sensor data to fuzzy inputs.
- **Inference Mechanism:** Applies rules.
- **Defuzzifier:** Produces actionable commands.
- **Actuator Interface:** Executes the action.

This modularity allows FLCs to adapt across various hardware platforms and applications.

### **FLC System Models**

- **SISO (Single Input Single Output):** E.g., thermostat control
- **MIMO (Multiple Input Multiple Output):** E.g., autonomous vehicles
- **Hierarchical FLC:** Multiple FLCs working in tandem at different control levels

FLC model selection depends on the complexity of the control task and system constraints such as processing power or latency.

### **Applications of FLC Systems**

#### **Industrial Automation**

- CNC machine tuning
- Conveyor belt regulation

#### **Consumer Electronics**

- Smart TVs and washing machines that adapt settings based on usage patterns
- Adaptive brightness in smartphones

#### **Transportation**

- Adaptive cruise control in vehicles
- Intelligent traffic light systems

#### **Medical Field**

- Blood glucose monitoring and insulin delivery
- Patient health monitoring and alerts

#### **Environmental Systems**

- Smart irrigation
- Air quality monitoring and control

FLCs excel in environments where input-output relationships are nonlinear or ill-defined. They also work well in hybrid systems, often integrated with neural networks or evolutionary algorithms.

### Summary Table

Component	Functionality
Fuzzy Propositions	Model linguistic uncertainty
Rule Base	Encodes expert/system knowledge
Rule Decomposition	Simplifies complex logic
Rule Aggregation	Combines multiple fuzzy outputs
Fuzzy Reasoning	Derives conclusions under vagueness
FIS	Framework to implement fuzzy logic inference
FLC	Real-time control system using fuzzy logic

Fuzzy rule bases and approximate reasoning form the foundation for implementing intelligent and adaptive systems in diverse fields. By mimicking human-like thinking, they allow machines to handle the nuances of real-world decision-making.

As systems grow in complexity, fuzzy logic offers a powerful alternative to rigid, model-based control. The flexibility to interpret partial truths and combine knowledge from various sources makes fuzzy systems particularly valuable in fields such as autonomous systems, smart devices, industrial control, and healthcare.

Moreover, the integration of fuzzy logic with neural networks (neuro-fuzzy systems), evolutionary algorithms, and deep learning frameworks is expanding its application horizon. Whether in fuzzy control or decision-making, the fuzzy rule base and reasoning mechanisms will continue to play a central role in creating systems that are not only efficient but also intelligent and adaptive.

### Multiple choice questions

1. **What does a membership function define in fuzzy logic?**
  - A) Probability distribution
  - B) Degree of truth
  - C) Degree of membership of an element in a fuzzy set
  - D) Distance between sets
2. **Which feature is NOT associated with a membership function?**
  - A) Symmetry
  - B) Linearity



- C) Normality
  - D) Convexity
3. **Fuzzification is the process of:**
- A) Removing uncertainty
  - B) Converting crisp values into fuzzy sets
  - C) Making logical rules
  - D) Converting fuzzy sets to crisp values
4. **Which method assigns membership values using human expertise?**
- A) Genetic algorithm
  - B) Inference & rank ordering
  - C) Intuition
  - D) Lambda-cuts
5. **Angular fuzzy sets are suitable for:**
- A) Monotonic relationships
  - B) Temporal sequences
  - C) Directional or cyclic variables
  - D) Rectangular datasets
6. **Which method is used for defuzzification?**
- A) Centroid Method
  - B) Fuzzification Method
  - C) Rule Induction
  - D) Intuition Method
7. **Alpha-cuts in fuzzy sets are used to:**
- A) Convert membership values into probabilities
  - B) Segment fuzzy sets at specific confidence levels
  - C) Assign membership values
  - D) Encode intervals as vectors
8. **Which method of defuzzification finds the center of gravity of the membership function?**
- A) Max-membership
  - B) Weighted average
  - C) Centroid method
  - D) Mean of maxima
9. **The 'first of maxima' defuzzification technique selects:**
- A) Highest peak
  - B) Last maximum value
  - C) First point where the membership is maximum
  - D) Center of area

10. **Genetic algorithms in fuzzy systems are typically used for:**
- A) Statistical approximation
  - B) Solving differential equations
  - C) Membership value optimization
  - D) Crisp rule generation
11. **Inductive reasoning in fuzzy systems is used to:**
- A) Store rules
  - B) Derive general rules from specific examples
  - C) Defuzzify values
  - D) Maximize membership
12. **Which is NOT a valid method for assigning membership values?**
- A) Intuition
  - B) Defuzzification
  - C) Inference
  - D) Neural networks
13. **Which defuzzification method uses the maximum membership value directly?**
- A) Mean-Max
  - B) Max-membership principle
  - C) Centroid
  - D) Weighted average
14. **Fuzzy arithmetic allows operations on:**
- A) Only crisp values
  - B) Probabilistic numbers
  - C) Fuzzy numbers
  - D) Random variables
15. **Interval analysis deals with:**
- A) Exact point values
  - B) Probability intervals
  - C) Uncertainty in numerical data
  - D) Binary operations
16. **The extension principle is essential for:**
- A) Fuzzification
  - B) Defuzzification
  - C) Performing operations on fuzzy sets
  - D) Rule learning
17. **Which of the following is a fuzzy number?**
- A) 5
  - B) {3, 4, 5, 6}
  - C) A triangular fuzzy set
  - D) A crisp vector

18. **Fuzzy ordering helps in:**
- A) Sorting crisp values
  - B) Comparing fuzzy quantities
  - C) Statistical estimation
  - D) Interval multiplication
19. **Fuzzy vectors are an extension of fuzzy numbers to:**
- A) Scalars
  - B) Intervals
  - C) Multidimensional data
  - D) Probabilistic sets
20. **Which of the following best describes a fuzzy measure?**
- A) Additive only
  - B) Probabilistic only
  - C) Generalized measure capturing uncertainty without additivity
  - D) Only for binary sets

---

### ***8.11 Check Your Progress***

---

- 1. C) Degree of membership of an element in a fuzzy set
- 2. B) Linearity
- 3. B) Converting crisp values into fuzzy sets
- 4. C) Intuition
- 5. C) Directional or cyclic variables
- 6. A) Centroid Method
- 7. B) Segment fuzzy sets at specific confidence levels
- 8. C) Centroid method
- 9. C) First point where the membership is maximum
- 10. C) Membership value optimization
- 11. B) Derive general rules from specific examples
- 12. B) Defuzzification
- 13. B) Max-membership principle
- 14. C) Fuzzy numbers
- 15. C) Uncertainty in numerical data
- 16. C) Performing operations on fuzzy sets
- 17. C) A triangular fuzzy set
- 18. B) Comparing fuzzy quantities
- 19. C) Multidimensional data
- 20. C) Generalized measure capturing uncertainty without additivity

---

### ***8.12 Model Questions***

---

- 1. Define a membership function and explain its role in fuzzy logic.
- 2. What are the main features of a good membership function?

3. Describe the process of fuzzification with a simple example.
4. Explain the method of assigning membership values using intuition.
5. How does inference and rank ordering help in membership value assignment?
6. What are angular fuzzy sets and when are they used?
7. Explain the role of neural networks in fuzzy systems.
8. Describe how genetic algorithms are used in fuzzy logic systems.
9. What is inductive reasoning in the context of fuzzy logic?
10. What is defuzzification and why is it important?
11. Compare the centroid and max-membership methods of defuzzification.
12. What are  $\lambda$ -cuts (alpha-cuts) in fuzzy sets and what is their significance?
13. Explain fuzzy arithmetic with an example.
14. Define fuzzy vectors and explain one application.
15. What is the extension principle and how is it applied in fuzzy logic?

---

### ***8.13 References and Further Readings***

---

- Artificial Intelligence and Soft Computing, by Anandita Das Battacharya, SPD 3rd, 2018
- Principles of Soft Computing, S.N. Sivanandam, S.N.Deepa, Wiley, 3rd , 2019
- Neuro-fuzzy and soft computing, J.S.R. Jang, C.T.Sun and E.Mizutani, Prentice Hall of India, 2004

# Unit 9 Genetic Algorithm

## *9.0 Learning Objectives*

### **9.1 Introduction to Genetic Algorithms**

#### **9.1.1 Biological Background**

#### **9.1.2 Traditional Optimization and Search Techniques**

#### **9.1.3 Genetic Algorithm and Search Space**

#### **9.1.4 Genetic Algorithm vs. Traditional Algorithms**

#### **9.1.5 Basic Terminologies**

#### **9.1.6 Simple Genetic Algorithm (SGA)**

#### **9.1.7 General Genetic Algorithm (GGA)**

#### **9.1.8 Operators in Genetic Algorithm**

### **9.2 Check Your Progress**

### **9.3 Model Questions**

---

## **9.0 Learning Objectives**

---

The learning objectives of this unit are as follows:

1. Understand the biological basis of genetic algorithms.
2. Compare traditional optimization with genetic algorithms.
3. Learn how genetic algorithms explore search spaces.
4. Distinguish between SGA and GGA methods.
5. Know key terms like chromosome, gene, and fitness.

---

## **9.1 Introduction to Genetic Algorithms**

---

Genetic Algorithms (GAs) are adaptive heuristic search algorithms premised on the evolutionary ideas of natural selection and genetics. Inspired by Charles Darwin's theory of evolution, GAs mimic biological evolution to solve complex problems by evolving solutions over generations. They are a powerful subset of evolutionary algorithms and are commonly used for solving optimization and search problems where traditional methods may fall short. GAs operate on a population of potential solutions and apply biologically inspired operators such as **selection**, **crossover (recombination)**, and **mutation** to iteratively refine and improve the solutions.

Unlike deterministic algorithms, GAs are probabilistic and population-based, making them especially suitable for nonlinear, high-dimensional, and multimodal problem spaces. Their robustness, ability to escape local optima, and adaptability make them ideal for real-world

problem-solving across domains like engineering, machine learning, operations research, and more.

This section provides a detailed explanation of the foundational and advanced concepts essential to understanding Genetic Algorithms. The topics covered include:

1. **Biological Background**
2. **Traditional Optimization and Search Techniques**
3. **Genetic Algorithm and Search Space**
4. **Genetic Algorithm vs. Traditional Algorithms**
5. **Basic Terminologies**
6. **Simple Genetic Algorithm (SGA)**
7. **General Genetic Algorithm (GGA)**
8. **Operators in Genetic Algorithm**

### ***9.1.1 Biological Background***

The concept of genetic algorithms is inspired by the mechanisms of natural evolution. In biology, evolution refers to the process through which species adapt and improve their ability to survive and reproduce over generations. This occurs through natural selection, where the fittest individuals are more likely to pass on their genetic material to the next generation.

#### **Core Concepts from Biology:**

- **Genes and Chromosomes:** Genes are the basic units of heredity, and they are carried on chromosomes. In GAs, a chromosome represents a potential solution.
- **Population:** A group of individuals (solutions).
- **Selection:** The process where individuals with higher fitness are more likely to be selected for reproduction.
- **Crossover:** Combines parts of two parent chromosomes to produce offspring.
- **Mutation:** Introduces random changes to individual chromosomes, promoting genetic diversity.

These biological processes are mimicked in GAs to iteratively evolve better solutions to complex problems.

### ***9.1.2 Traditional Optimization and Search Techniques***

Traditional optimization and search methods include techniques such as:

- **Gradient Descent:** Used in continuous optimization; relies on gradient information.
- **Linear Programming:** Solves problems with linear objectives and constraints.

- **Exhaustive Search:** Evaluates all possible solutions (impractical for large spaces).
- **Greedy Algorithms:** Make the best local decision at each step.

#### **Limitations of Traditional Techniques:**

- **Require smooth or differentiable objective functions.**
- **May get trapped in local minima or maxima.**
- **Often lack robustness for high-dimensional or noisy search spaces.**

GAs overcome these limitations by exploring multiple solutions simultaneously and by not requiring gradient information.

### ***9.1.3 Genetic Algorithm and Search Space***

The search space in optimization refers to the set of all possible solutions. In GAs, each individual represents a point in this space.

#### **How GAs Explore the Search Space:**

- Begin with a random population.
- Evaluate fitness for all individuals.
- Use genetic operators to create a new population.
- Repeat until a stopping condition is met.

GAs are particularly effective for large, complex, and multimodal search spaces where traditional methods struggle.

### ***9.1.4 Genetic Algorithm vs. Traditional Algorithms***

<b>Feature</b>	<b>Genetic Algorithm</b>	<b>Traditional Algorithms</b>
Search Type	Global search	Local search
Input Requirements	No gradient needed	Often needs derivatives
Solution Representation	Binary, real-valued, custom encoding	Typically numeric or symbolic
Performance	Good for nonlinear, complex problems	Best for well-defined, linear problems
Robustness	High	Varies

#### **Advantages of GAs:**

- Parallel search process.
- Adaptability to dynamic environments.

- Less likely to get stuck in local optima.

**Disadvantages:**

- May require significant computation time.
- Parameter tuning can be complex.

### ***9.1.5 Basic Terminologies***

- **Chromosome:** A representation of a solution (e.g., a binary string).
- **Gene:** A part of the chromosome, representing a specific trait or variable.
- **Population:** A collection of chromosomes.
- **Fitness Function:** Measures how good a solution is.
- **Selection:** Chooses parent chromosomes based on fitness.
- **Crossover:** Combines parts of two parents to create new offspring.
- **Mutation:** Randomly alters one or more genes.
- **Generation:** A complete iteration of the algorithm.

### ***9.1.6 Simple Genetic Algorithm (SGA)***

The Simple Genetic Algorithm consists of the following steps:

1. **Initialization:** Generate an initial population randomly.
2. **Evaluation:** Compute the fitness of each individual.
3. **Selection:** Select parents based on fitness.
4. **Crossover:** Perform crossover to generate offspring.
5. **Mutation:** Mutate the offspring.
6. **Replacement:** Form a new population.
7. **Termination:** Repeat until a stopping condition is met (e.g., max generations, solution found).

SGAs are easy to implement and understand, making them suitable for learning and experimentation.

### ***9.1.7 General Genetic Algorithm (GGA)***

A General Genetic Algorithm expands on the SGA with enhancements:

- **Elitism:** Preserve a portion of the best individuals.
- **Adaptive Parameters:** Mutation and crossover rates change based on feedback.
- **Multi-objective Optimization:** Solve problems with multiple conflicting objectives.



- **Diversity Maintenance:** Techniques like fitness sharing or crowding.

GAs are more suitable for industrial applications and complex problem-solving tasks.

### ***9.1.8 Operators in Genetic Algorithm***

#### **Selection Operators**

- **Roulette Wheel Selection:** Probability of selection proportional to fitness.
- **Tournament Selection:** Random subset of individuals compete; the best wins.
- **Rank Selection:** Individuals ranked by fitness; selection based on rank.

#### **Crossover Operators**

- **Single-point Crossover:** Swap genetic material at one crossover point.
- **Two-point Crossover:** Swap segments between two points.
- **Uniform Crossover:** Each gene has an equal chance of being selected from either parent.

#### **Mutation Operators**

- **Bit Flip Mutation:** Flip a bit from 0 to 1 or vice versa (binary representation).
- **Gaussian Mutation:** Add a small random value (real-valued representation).
- **Swap Mutation:** Swap positions of genes (for permutation problems).

#### **Elitism**

- Elitism ensures the best individuals are carried over to the next generation. This prevents the loss of optimal solutions due to random changes.

#### **Additional Concepts**

##### **Schema Theorem:**

A schema is a pattern representing a subset of strings with similarities. The schema theorem explains how GAs propagate good schemata over generations, leading to better solutions.

##### **Convergence:**

GAs can converge to a global optimum if sufficient diversity and generations are allowed. However, premature convergence can occur without proper diversity mechanisms.

##### **Hybrid Approaches:**

- **Memetic Algorithms:** Combine GAs with local search.
- **Genetic Programming:** Evolves computer programs instead of strings.

#### **Applications of Genetic Algorithms**

- **Engineering Design Optimization:** Antenna design, structural optimization
- **Artificial Intelligence:** Evolving neural networks, machine learning parameters
- **Robotics:** Path planning and control
- **Finance:** Portfolio optimization, algorithmic trading
- **Bioinformatics:** DNA sequence alignment, protein structure prediction

Genetic algorithms are powerful tools for solving optimization and search problems in complex, multidimensional, and noisy environments. They are inspired by natural evolution and utilize a population-based approach to explore the search space. Their ability to escape local optima and adapt to changing landscapes makes them particularly useful in real-world applications where traditional methods may struggle.

Understanding the biological basis, algorithmic structure, and genetic operators provides a strong foundation for implementing and customizing GAs for various problems. With continued advancements and integration with other AI techniques, GAs remain an essential component in the toolkit of modern computational intelligence.

### **Multiple Choice Questions**

- 1. What inspired the development of Genetic Algorithms (GAs)?**
  - a) Newtonian mechanics
  - b) Quantum theory
  - c) Darwin's theory of evolution
  - d) Thermodynamics
- 2. What does a chromosome represent in a Genetic Algorithm?**
  - a) A mutation
  - b) A fitness value
  - c) A possible solution
  - d) An algorithm
- 3. Which of the following is not a traditional optimization technique?**
  - a) Gradient Descent
  - b) Exhaustive Search
  - c) Mutation
  - d) Linear Programming
- 4. Which operator is responsible for combining parts of two parents?**
  - a) Mutation
  - b) Selection
  - c) Crossover
  - d) Evaluation
- 5. What does the fitness function do in a GA?**
  - a) Changes genes randomly

- b) Evaluates the quality of solutions
  - c) Encodes the chromosome
  - d) Inverts gene values
- 6. Which GA type enhances SGA with features like elitism and adaptive parameters?**
- a) Exhaustive GA
  - b) General Genetic Algorithm (GGA)
  - c) Rank-based GA
  - d) Steady-state GA
- 7. Which selection method selects individuals based on their rank?**
- a) Roulette Wheel
  - b) Tournament
  - c) Rank Selection
  - d) Bitwise Selection
- 8. Which mutation operator is used for binary-encoded chromosomes?**
- a) Bit Flip
  - b) Swap Mutation
  - c) Gaussian Mutation
  - d) None of these
- 9. In GAs, what does 'elitism' help prevent?**
- a) Mutation
  - b) Stagnation
  - c) Loss of best solutions
  - d) Crossover failure
- 10. What kind of search do GAs perform?**
- a) Local
  - b) Global
  - c) Sequential
  - d) Deterministic
- 11. What does a schema represent in GA theory?**
- a) Fitness calculation
  - b) Genetic diversity
  - c) A pattern of good solutions
  - d) Crossover points
- 12. Which variant of parallel GA divides the population into isolated subpopulations?**
- a) Coarse-grained
  - b) Fine-grained
  - c) Steady-state
  - d) Messy GA
- 13. What is the first step in a Simple Genetic Algorithm?**
- a) Mutation
  - b) Evaluation
  - c) Initialization
  - d) Termination

**14. Which of the following is not a benefit of GAs over traditional methods?**

- a) No need for derivatives
- b) Robust to local optima
- c) Guaranteed fast convergence
- d) Works in noisy environments

**15. Which application is not typical for Genetic Algorithms?**

- a) Structural design
- b) DNA sequencing
- c) Linear equation solving
- d) Portfolio optimization

---

## ***9.2 Check Your Progress***

---

- 1. Answer: c) Darwin's theory of evolution**
- 2. Answer: c) A possible solution**
- 3. Answer: c) Mutation**
- 4. Answer: c) Crossover**
- 5. Answer: b) Evaluates the quality of solutions**
- 6. Answer: b) General Genetic Algorithm (GGA)**
- 7. Answer: c) Rank Selection**
- 8. Answer: a) Bit Flip**
- 9. Answer: c) Loss of best solutions**
- 10. Answer: b) Global**
- 11. Answer: c) A pattern of good solutions**
- 12. Answer: a) Coarse-grained**
- 13. Answer: c) Initialization**
- 14. Answer: c) Guaranteed fast convergence**
- 15. Answer: c) Linear equation solving**

---

## ***9.3 Model Questions***

---

1. Explain how natural evolution influences the design of Genetic Algorithms.
2. Describe the role of the fitness function in the evaluation phase of a GA.
3. Compare Genetic Algorithms with traditional optimization techniques.
4. What are the advantages and disadvantages of Genetic Algorithms?
5. List and describe three genetic operators used in GAs.
6. What is the difference between Simple Genetic Algorithm (SGA) and General Genetic Algorithm (GGA)?
7. Define the term "schema" in the context of Genetic Algorithms.
8. How does elitism improve the performance of a Genetic Algorithm?
9. Explain the concept of convergence in Genetic Algorithms.
10. Identify and briefly explain two application areas of Genetic Algorithms.

# Unit 10 Differential Evolution Algorithm

## 10.0 Learning Objectives

### 10.1 Introduction to Differential Evolution

### 10.2 Hybrid Soft Computing Techniques

#### 10.2.1 Neuro-Fuzzy Hybrid Systems

#### 10.2.2 Genetic Neuro-Hybrid Systems

#### 10.2.3 Genetic Fuzzy Hybrid Systems

#### 10.2.4 Fuzzy Genetic Hybrid Systems

### 10.3 Advantages of Hybrid Soft Computing Techniques

### 10.4 Challenges of Hybrid Systems

### 10.5 Check Your Progress

### 10.6 Model Questions

### 10.7 References

---

## ***10.0 Learning objectives***

---

Learning Objectives of this unit are:

1. Understand the basics of Differential Evolution in soft computing.
2. Learn the structure and working of various hybrid soft computing techniques.
3. Explore Neuro-Fuzzy, Genetic-Neuro, and Fuzzy-Genetic hybrid systems.
4. Identify the advantages of using hybrid soft computing methods.
5. Recognize the challenges and limitations of hybrid systems.

---

## ***10.1 Introduction to Differential Evolution***

---

Differential Evolution (DE) is an evolutionary optimization algorithm designed for solving complex optimization problems. Unlike traditional optimization methods, DE is capable of solving problems with a large number of variables, discontinuous objective functions, and noisy data. Introduced by Storn and Price in 1995, DE has gained considerable popularity due to its simplicity, ease of implementation, and remarkable performance in a variety of applications.

### **How Differential Evolution Works**

The basic idea behind Differential Evolution is to evolve a population of candidate solutions over successive generations using the principles of mutation, crossover, and selection. These

operations, inspired by the natural evolution process, help the algorithm search for the optimal solution to a given problem.

- **Mutation:** Mutation is the process of creating new candidate solutions by adding the weighted difference between two randomly selected individuals (vectors) to a third vector. The result is a new vector that potentially moves in a direction that leads to better solutions.
- **Crossover:** Crossover is used to combine the mutated candidate solutions with the original ones. A crossover operator randomly selects features from the parents and combines them to create a new solution. This ensures diversity in the population and explores new parts of the search space.
- **Selection:** Selection is the process of evaluating the fitness of each solution in the population. The fitness of a solution is typically measured using an objective function that quantifies how well the solution solves the problem. The trial vector (mutated and crossed-over solution) is compared with the target vector (original solution), and if it performs better, it replaces the target vector in the population for the next generation.

Through these operations, DE explores the search space and converges toward an optimal or near-optimal solution. The algorithm's ability to balance exploration (searching new areas) and exploitation (refining good solutions) makes it effective for solving challenging optimization problems.

### **Advantages of Differential Evolution**

- **Simplicity:** DE is easy to implement and does not require complex mathematical operations.
- **Global Optimization:** DE is effective for solving global optimization problems, which are often challenging for traditional gradient-based algorithms.
- **Robustness:** DE can handle noisy, discontinuous, and multimodal objective functions without requiring prior knowledge of the problem.

### **Applications of Differential Evolution**

Differential Evolution has been successfully applied to a wide range of real-world problems. These include:

- **Engineering Design:** Optimizing design parameters of structures, control systems, and mechanical systems.
- **Signal Processing:** Parameter estimation and filter design.
- **Machine Learning:** Tuning hyperparameters of machine learning models and neural networks.
- **Robotics:** Path planning and control optimization.
- **Finance:** Portfolio optimization and algorithmic trading strategies.

---

## ***10.2 Hybrid Soft Computing Techniques***

---

Hybrid soft computing techniques combine different methodologies from the field of soft computing to exploit the strengths of each technique while minimizing their individual weaknesses. Soft computing includes methods like fuzzy logic, neural networks, genetic algorithms, and probabilistic reasoning. By combining these methods, hybrid systems can manage more complex, uncertain, and noisy environments, making them ideal for real-world problem-solving.

### ***10.2.1 Neuro-Fuzzy Hybrid Systems***

Neuro-fuzzy systems combine the learning capability of neural networks with the rule-based reasoning of fuzzy logic systems. Fuzzy logic systems provide a way of handling uncertainty and imprecision, whereas neural networks are excellent at picking up knowledge from data and adjusting to intricate patterns. Together, these systems create a powerful framework for decision-making and control.

One popular example of a neuro-fuzzy system is the **Adaptive Neuro-Fuzzy Inference System (ANFIS)**. ANFIS uses a hybrid approach that combines fuzzy logic's rule-based reasoning with the adaptive learning capability of neural networks. In ANFIS, the fuzzy inference system (FIS) is structured in layers, with each layer representing different components of the fuzzy logic process (fuzzification, rule evaluation, aggregation, and defuzzification). The neural network component is used to adjust the parameters of the fuzzy system (such as membership functions) based on the given training data.

#### **How Neuro-Fuzzy Hybrid Systems Work**

1. **Fuzzification:** The first step involves converting crisp input values into fuzzy sets using membership functions.
2. **Rule Base:** The fuzzy rule base consists of IF-THEN rules, which describe the system's behavior.
3. **Inference Engine:** The inference engine produces the fuzzy inputs using the rules in the rule base.
4. **Defuzzification:** The fuzzy output is converted back into a crisp value using defuzzification techniques.
5. **Training:** During the training phase, neural networks optimize the parameters of the fuzzy system by adjusting the membership functions and the weights of the rules.

#### **Applications:**

- **Control Systems:** Neuro-fuzzy systems are extensively used in adaptive control systems where the system needs to adjust to changing conditions.
- **Pattern Recognition:** ANFIS has been applied in classification tasks like image recognition and speech processing.

- **Time-Series Prediction:** Neuro-fuzzy systems are used for predicting stock prices, weather patterns, and energy consumption.

### ***10.2.2 Genetic Neuro-Hybrid Systems***

A genetic neuro-hybrid system combines the genetic algorithm (GA) with neural networks (NN) to improve the training process and optimize the network architecture. While neural networks excel at learning from data, they often require fine-tuning of parameters, like the number of hidden layers, neurons, weights, and biases. This is where genetic algorithms come in—GA is used to search the solution space and find the optimal configuration of the neural network's parameters.

#### **How Genetic Neuro-Hybrid Systems Work**

1. **Initialization:** A population of candidate neural network architectures is generated randomly.
2. **Evaluation:** Each candidate network is trained on the given dataset, and its performance is investigated using a fitness function (e.g., error rate).
3. **Selection:** The best-performing networks are selected to create the next generation.
4. **Crossover and Mutation:** Crossover combines features from two parent networks, while mutation presents random changes to the networks. These processes explore new architectures and training parameters.
5. **Iteration:** The process repeats for several generations, gradually improving the network's performance.

#### **Applications:**

- **Function Approximation:** Genetic neuro-hybrid systems are used to model complex functions that are difficult to represent analytically.
- **Classification and Prediction:** They are applied in areas such as medical diagnosis, image classification, and financial forecasting.
- **Robotics:** Used for optimizing robot controllers and behavior patterns.

### ***10.2.3 Genetic Fuzzy Hybrid Systems***

Genetic fuzzy hybrid systems combine genetic algorithms with fuzzy logic systems to optimize the structure and parameters of the fuzzy system. While fuzzy systems are excellent for handling uncertainty and making decisions based on linguistic rules, their performance often depends on the proper tuning of membership functions and the rule base. Genetic algorithms provide an efficient way to search for optimal configurations of the fuzzy system, ensuring that the system performs well under varying conditions.

#### **How Genetic Fuzzy Hybrid Systems Work**



1. **Initialization:** A collection of fuzzy rules and membership functions define each of the initialized potential fuzzy systems in the population.
2. **Fitness Evaluation:** A fitness function, which gauges how well a fuzzy system handles a given problem, is used to assess each system's performance.
3. **Selection:** The best-performing fuzzy systems are selected to create offspring.
4. **Crossover and Mutation:** Crossover is used to combine parts of different fuzzy systems, while mutation introduces random changes. This allows the hybrid system to investigate the search space effectively.
5. **Convergence:** The process replicates until the system converges to an optimal or near-optimal fuzzy system.

#### **Applications:**

- **Control Systems:** Genetic fuzzy hybrid systems are used in industrial process control, where they can adapt to changing conditions.
- **Decision Support Systems:** These systems are applied in fields like medical diagnosis, financial forecasting, and environmental monitoring.
- **Optimization:** They are effective in solving optimization problems with uncertain or imprecise data.

#### ***10.2.4 Fuzzy Genetic Hybrid Systems***

Fuzzy genetic hybrid systems are systems where fuzzy logic is utilized to adjust the parameters of genetic algorithms during the optimization process. The idea is to permit the genetic algorithm to adapt its search parameters (such as mutation rate, crossover rate, and selection pressure) dynamically based on the progress of the optimization process. Fuzzy logic helps the genetic algorithm avoid premature convergence and promotes more thorough investigation of the solution space.

#### **How Fuzzy Genetic Hybrid Systems Work**

1. **Initialization:** Each member of the initialized population of candidate solutions represents a possible solution to the optimization issue.
2. **Fuzzy Logic Control:** Fuzzy logic is used to modify the parameters of the genetic algorithm dynamically. For example, if the population is converging too quickly, fuzzy logic can increase the mutation rate to introduce more diversity.
3. **Genetic Algorithm Operations:** The genetic algorithm performs selection, crossover, and mutation to develop the population.
4. **Iteration:** This process repeats until the optimal solution is found or a stopping criterion is met.

#### **Applications:**

- **Optimization Problems:** Fuzzy genetic hybrid systems are applied in areas like engineering design, scheduling, and resource allocation.
- **Machine Learning:** These systems are used to optimize hyperparameters of machine learning models.
- **Robotics and Control:** They are used in autonomous vehicle control, robotics, and smart systems that need adaptive control.

---

### ***10.3 Advantages of Hybrid Soft Computing Techniques***

---

- **Increased Accuracy:** Combining different soft computing methods allows hybrid systems to provide more accurate solutions than using individual techniques.
- **Robustness:** Hybrid systems can handle noisy, incomplete, and uncertain data more effectively.
- **Adaptability:** These systems are highly adaptive, capable of evolving and improving over time based on real-world feedback.
- **Flexibility:** Hybrid systems can be applied to various problems, including optimization, pattern recognition, and decision-making.

---

### ***10.4 Challenges of Hybrid Systems***

---

- **Complexity:** Designing and implementing hybrid systems can be complex and time-consuming. It requires expertise in multiple soft computing methods.
- **Computational Cost:** Hybrid systems can be computationally costly, especially when dealing with large datasets or complex optimization problems.
- **Tuning:** Although hybrid systems can adapt to new conditions, they still require careful parameter tuning to ensure optimal performance.

Hybrid soft computing techniques—such as neuro-fuzzy systems, genetic neuro-hybrid systems, genetic fuzzy hybrid systems, and fuzzy genetic hybrid systems—provide effective solutions for addressing complex real-world problems. By integrating the strengths of various methodologies, these systems excel in managing uncertainty, adapting to dynamic environments, and optimizing intricate systems. However, designing and implementing these systems requires careful consideration of their complexity and computational requirements. Despite these challenges, hybrid soft computing continues to be a valuable tool in fields ranging from engineering and robotics to finance and healthcare

#### **Multiple Choice Questions**

##### **1. Who introduced Differential Evolution (DE)?**

- A) Holland and Goldberg
- B) Storn and Price
- C) Zadeh and Mamdani
- D) Rumelhart and McClelland

**2. Which of the following does NOT an operation in DE?**

- A) Mutation
- B) Selection
- C) Backpropagation
- D) Crossover

**3. In Differential Evolution (DE), how many vectors are used to compute the weighted difference when generating a new candidate solution?**

- A) One
- B) Two
- C) Three
- D) Four

**4. Which step in DE ensures diversity in the population?**

- A) Evaluation
- B) Crossover
- C) Selection
- D) Elitism

**5. The primary objective of selection in DE is to:**

- A) Increase randomness
- B) Reduce diversity
- C) Choose better-performing individuals
- D) Add noise to the population

**6. Which feature is a strength of DE over gradient-based methods?**

- A) Requires gradient
- B) Handles only smooth functions
- C) Solves global optimization problems
- D) Only works with discrete data

**7. ANFIS is which type of system?**

- A) Genetic fuzzy system
- B) Neuro-fuzzy system
- C) Pure neural network
- D) Probabilistic classifier

**8. In a neuro-fuzzy system, the role of the neural network is to:**

- A) Replace the rule base
- B) Perform defuzzification
- C) Learn and adjust fuzzy parameters
- D) Eliminate fuzziness

**9. Which layer in ANFIS is responsible for fuzzification?**

- A) First
- B) Second
- C) Third

D) Last

**10. What is the purpose of fuzzy logic in fuzzy genetic systems?**

A) Replace genetic operators

B) Eliminate crossover

C) Adapt GA parameters

D) Increase elitism

**11. What component in genetic neuro-hybrid systems gets optimized using GA?**

A) Membership functions

B) Neural network architecture and weights

C) Mutation rate

D) Rule base

**12. A genetic fuzzy hybrid system uses GA to optimize:**

A) Hidden layers in NN

B) Defuzzification technique

C) Membership functions and fuzzy rules

D) Crossover probability

**13. Select the benefit of hybrid soft computing.**

A) More uncertainty

B) Lower accuracy

C) Enhanced adaptability

D) Fixed structure

**14. One challenge of hybrid systems is:**

A) Too simple to design

B) Low computational cost

C) Complex implementation

D) Lack of robustness

**15. Which hybrid technique is best suited for adaptive control systems?**

A) Fuzzy-GA

B) Neuro-fuzzy

C) GA only

D) Probabilistic networks

**16. In fuzzy genetic systems, what happens if convergence is too fast?**

A) Mutation rate decreases

B) Crossover is removed

C) Fuzzy logic increases mutation rate

D) Selection is skipped

**17. What type of problems can DE solve effectively?**

A) Linear equations only

B) Small variable space

C) Large, nonlinear, and noisy problems

D) Only discrete problems

**18. What technique is NOT typically part of hybrid soft computing?**

- A) Backpropagation
- B) Fuzzy Logic
- C) Genetic Algorithms
- D) Probabilistic Reasoning

**19. Hybrid systems aim to:**

- A) Reduce diversity
- B) Combine strengths of methods
- C) Minimize accuracy
- D) Increase simplicity only

**20. In DE, if the trial vector has lower fitness than the target vector, what happens?**

- A) It is always accepted
- B) It replaces the target vector
- C) It is discarded
- D) It mutates again

---

### ***10.5 Check Your Progress***

---

- 1. Answer: B
- 2. Answer: C
- 3. Answer: B
- 4. Answer: B
- 5. Answer: C
- 6. Answer: C
- 7. Answer: B
- 8. Answer: C
- 9. Answer: A
- 10. Answer: C
- 11. Answer: B
- 12. Answer: C
- 13. Answer: C
- 14. Answer: C
- 15. Answer: B
- 16. Answer: C
- 17. Answer: C
- 18. Answer: A
- 19. Answer: B
- 20. Answer: C

---

### ***10.6 Model Questions***

---

- 1. Explain the working mechanism of Differential Evolution with an example.
- 2. Describe the mutation, crossover, and selection operations in Differential Evolution.

3. What are hybrid soft computing techniques? Discuss their importance.
4. Explain the architecture and working of a Neuro-Fuzzy hybrid system using ANFIS.
5. How do genetic algorithms enhance neural network training in genetic neuro-hybrid systems?
6. Discuss the benefits and challenges of using hybrid soft computing techniques in real-world applications.
7. Illustrate how fuzzy logic can be integrated with genetic algorithms in fuzzy genetic hybrid systems to improve optimization.

---

### ***10.7 References and Further Readings***

---

- Artificial Intelligence and Soft Computing, by Anandita Das Battacharya, SPD 3rd, 2018
- Principles of Soft Computing, S.N. Sivanandam, S.N.Deepa, Wiley, 3rd , 2019
- Neuro-fuzzy and soft computing, J.S.R. Jang, C.T.Sun and E.Mizutani, Prentice Hall of India, 2004